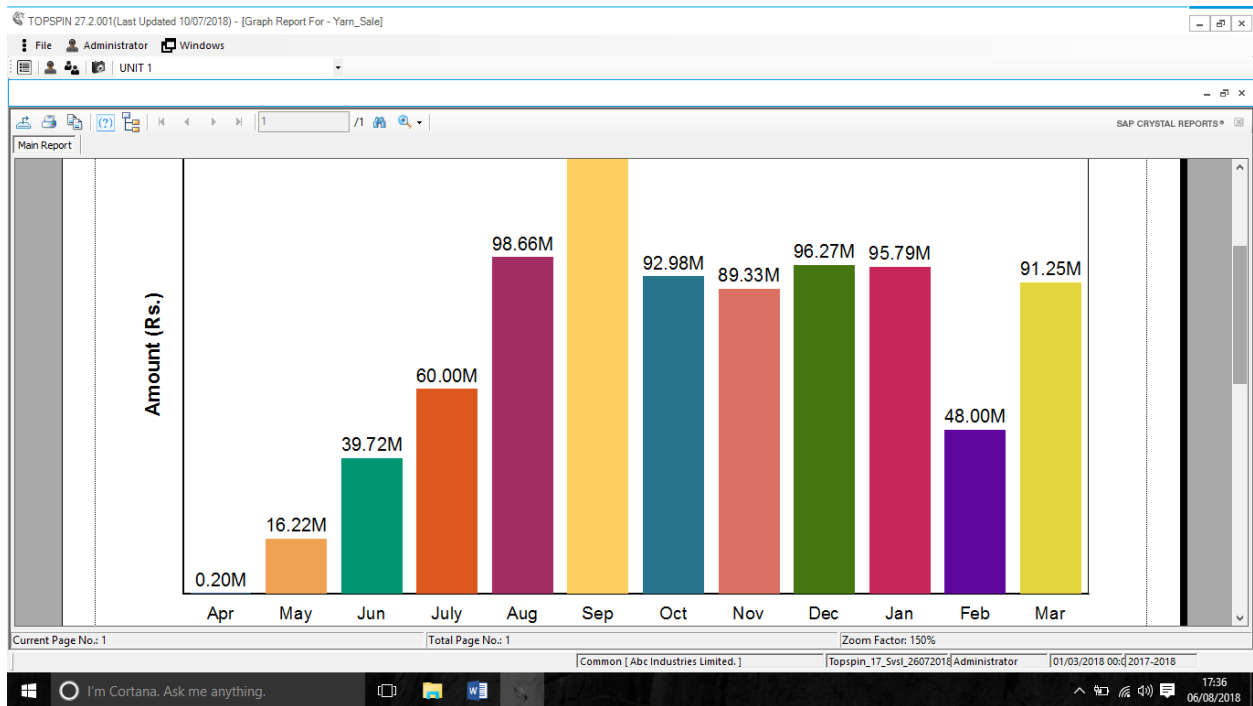
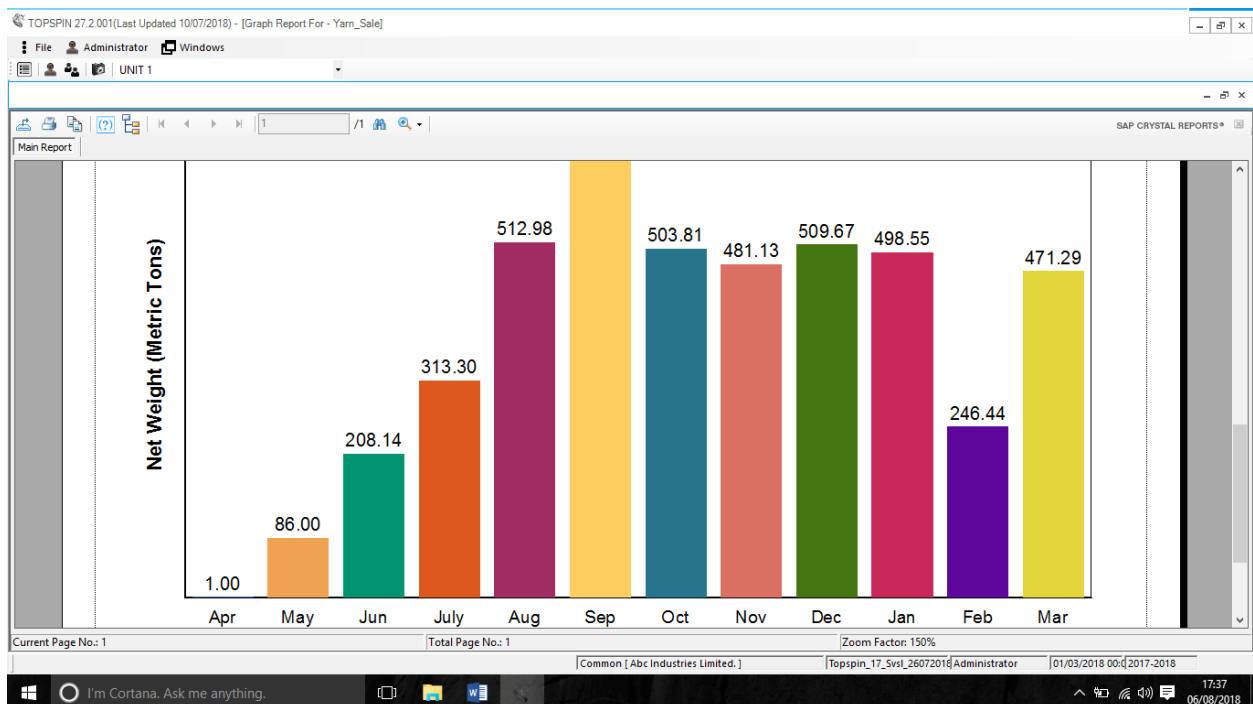


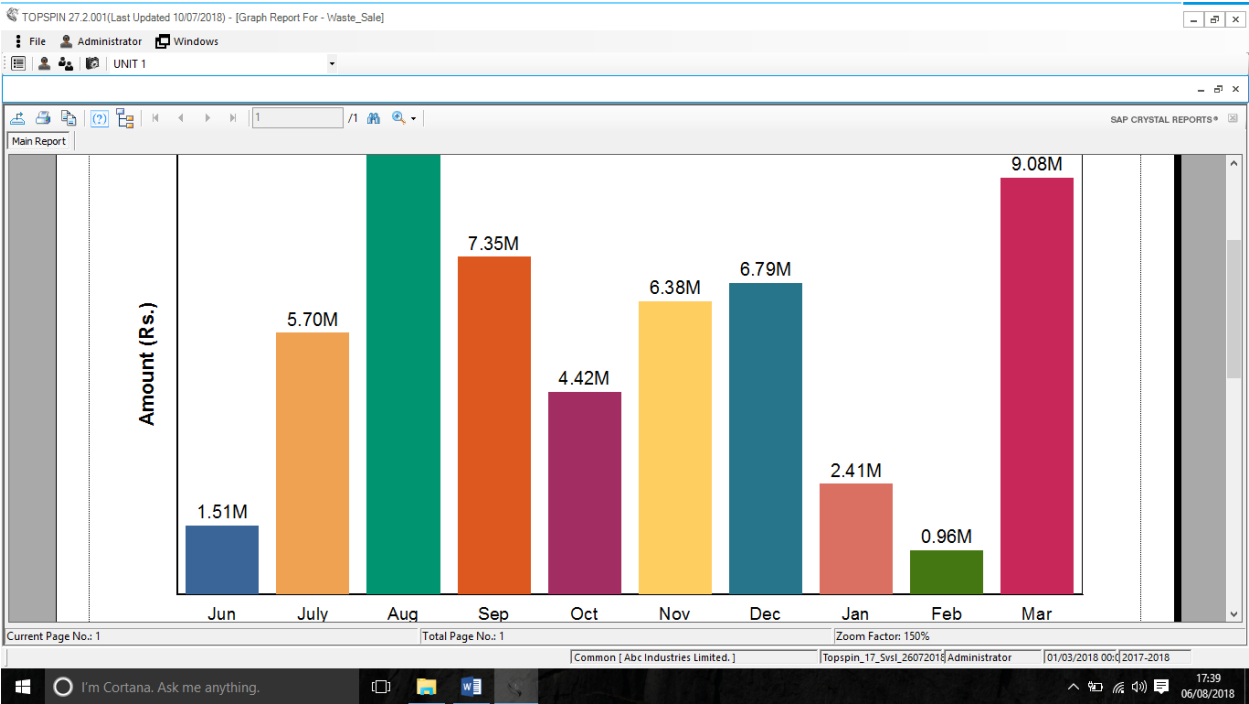
## Yarn Sales Summary [Amount] FY 17-18



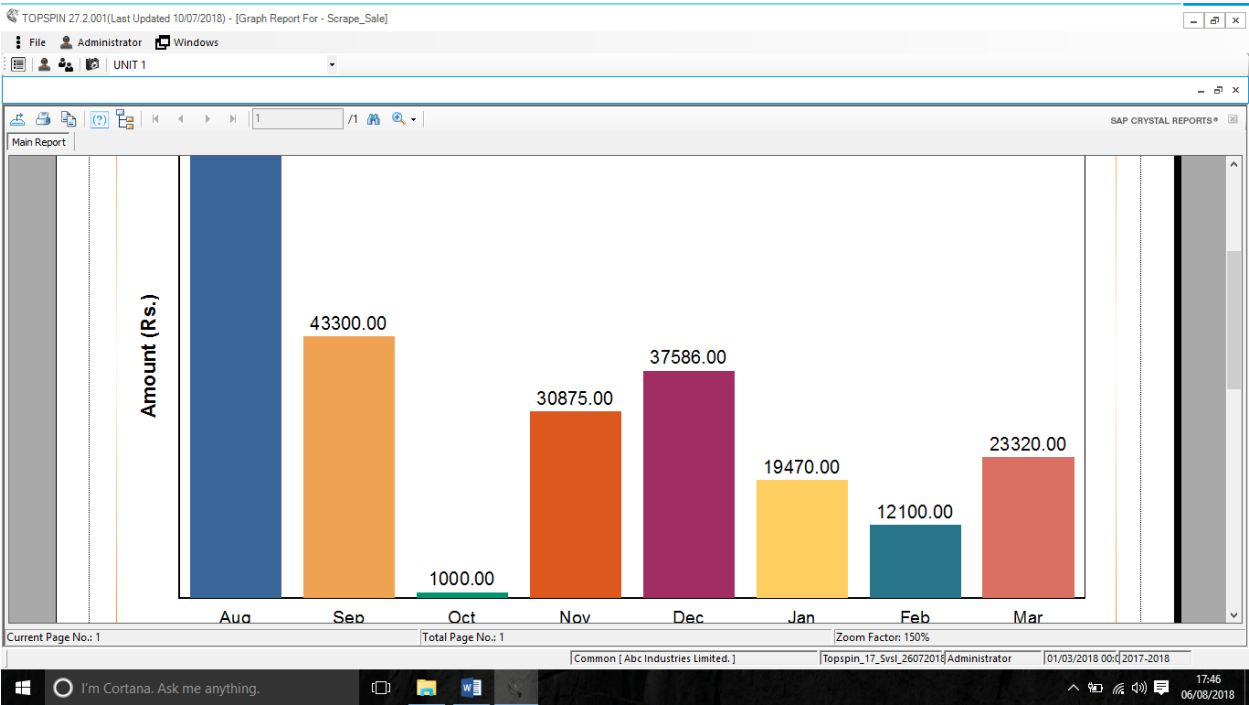
## Yarn Sales Summary [Metric Tons] FY 17-18



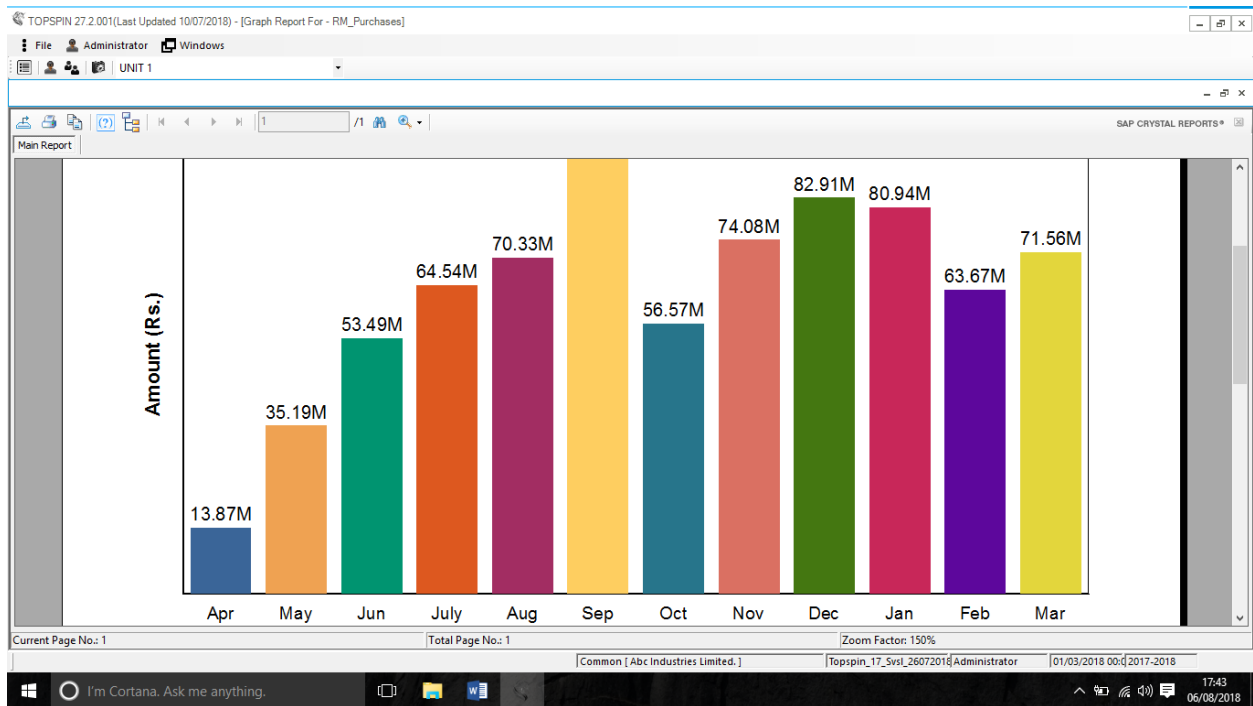
# Waste Sales Summary [Amount] FY 17-18



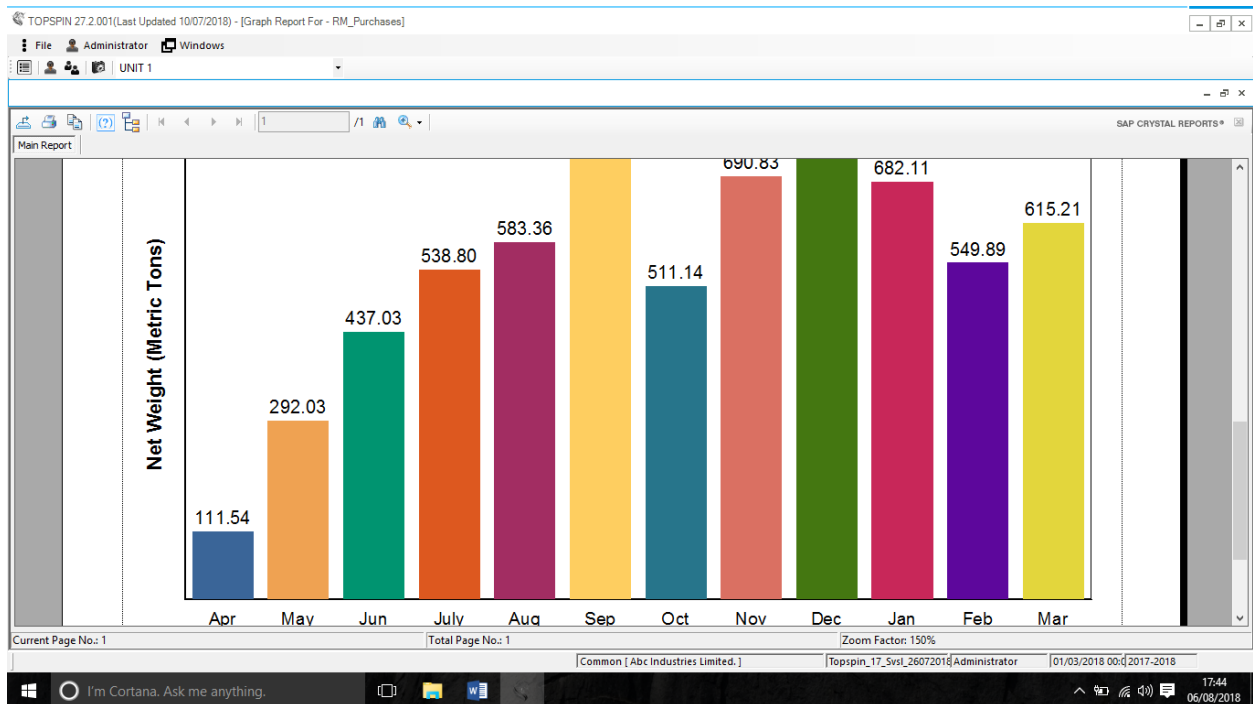
# Scrap Sales Summary FY 17-18 [Amount]



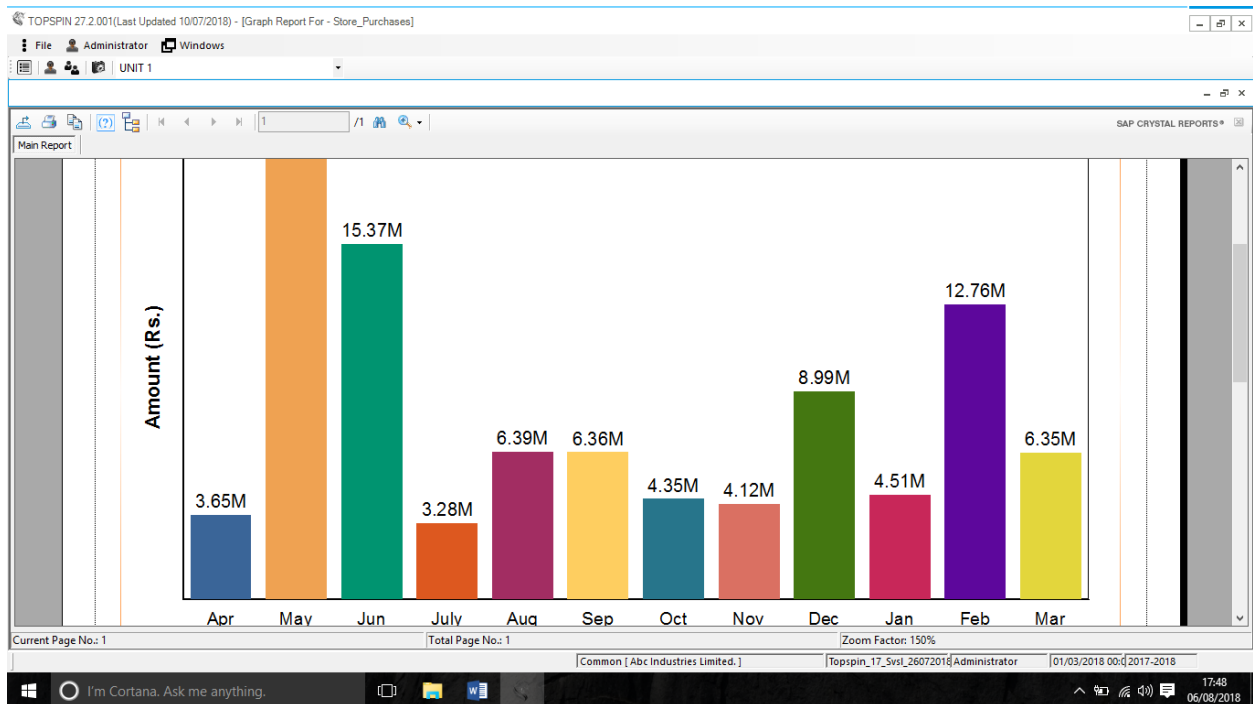
## Raw- Materials Purchase Summary FY 17-18 [Amount]



## Raw- Materials Purchase Summary FY 17-18 [Metric Tons]



## Store Purchase Summary FY 17-18

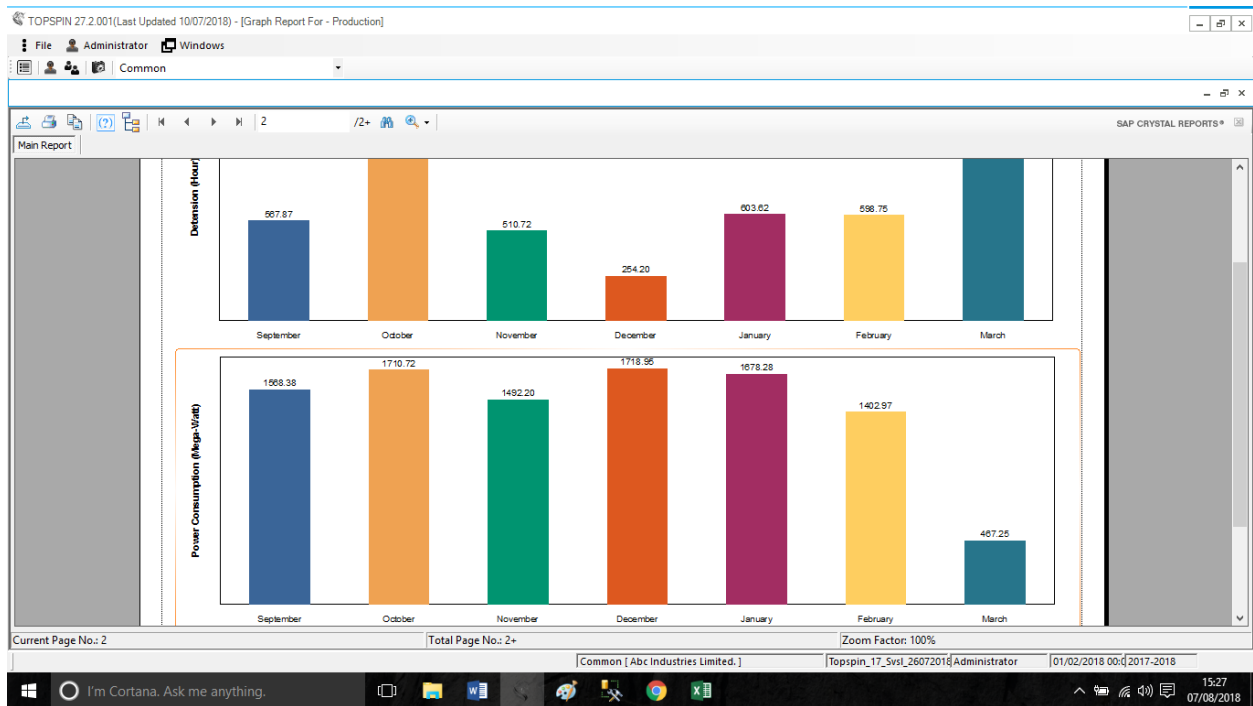


## Monthly Summary of R/F, Packed Production & Waste Generation

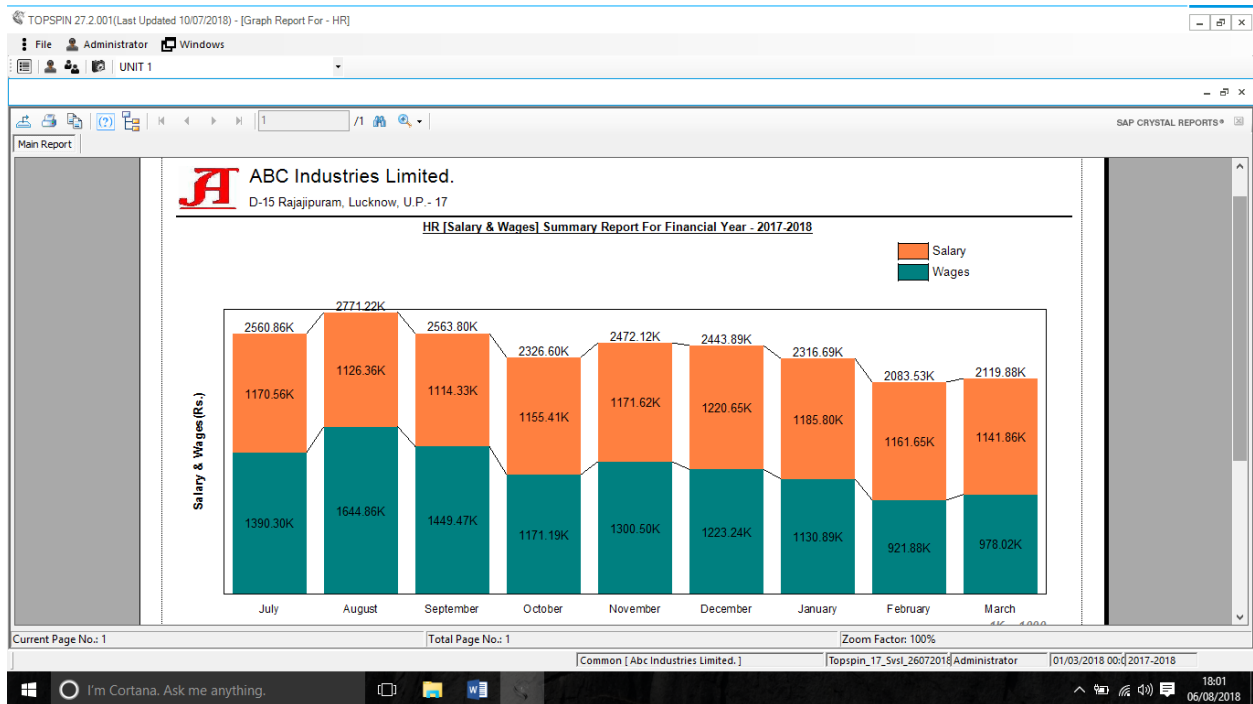


## Detentions & Power Consumption

**Note: Below graph indicates that machine stoppages are high and power consumptions are also high**



## Monthly Summary of Salary & Wages



## Attendance Analysis

TOPSPIN 27.2.001(Last Updated 10/07/2018)

File Administrator Windows

UNIT 1

Attendance Analysis

Drag a column here to group by this column.

Category	Department Name	Section Name	Designation	E.Code	Employee Name	Punch Date	Sh...	Shift TM	Punch In	Punch...	Ded. Hour	W. Hour	Late Min.	Arrival
Worker	Production	Ring Frame	R/F Opp.	1002	Kajalben Vasava	01/01/2018	M	08:00:00	08:06:07	19:57:36	0	11:51:29	6	Late
Worker	P & A	Administration	Sweeper	1009	Kanubhai Solanki	01/01/2018	M	08:00:00	09:00:54	17:10:14	0	08:09:20	60	Late
Worker	Production	Speed Frame	S/F Opp.	1014	Umesh Paswan	01/01/2018	N	20:02:00		08:00:57	0		0	On Time
Worker	Production	Ring Frame	R/F Opp.	1016	Mala Vishwakarma	01/01/2018	M	08:00:00	07:55:01	19:55:35	0	12:00:34	-4	Early
Worker	Production	Auto Coner	L/C Opp	1018	Sangita Kumari	01/01/2018	M	08:00:00	07:52:15	20:00:50	0	12:08:35	-7	Early
Worker	Production	Ring Frame	R/F Opp.	1020	Mitalben Vasava	01/01/2018	M	08:00:00	08:05:57	19:57:42	0	11:51:45	5	Late
Worker	Production	Ring Frame	R/F Opp.	1022	Hiralben Vasava	01/01/2018	M	08:00:00	08:04:32	19:55:19	0	11:50:47	4	Late
Worker	Production	Ring Frame	R/F Opp.	1023	Sharika Vasava	01/01/2018	M	08:00:00	08:01:34	19:55:14	0	11:53:40	1	Late
Worker	Production	Ring Frame	R/F Opp.	1027	Nibre	01/01/2018	N	20:02:00	08:01:15	19:55:44	0	11:54:29	-720	Early
Worker	Production	Ring Frame	R/F Opp.	1028	Umangbhai Vasava	01/01/2018	M	08:00:00	08:03:19	19:53:03	0	11:49:44	3	Late
Worker	Production	Ring Frame	R/F Opp.	1030	Kalu Kumar	01/01/2018	N	20:02:00	20:27:19	08:02:00	0	11:34:41	25	Late
Worker	Production	Auto Coner	L/C Jobber	1039	Rajkumar Upadhyay	01/01/2018	M	08:00:00	20:04:51	08:25:00	0	12:20:09	724	Late
Worker	Production	Speed Frame	S/F Opp.	1040	Jaynarayan	01/01/2018	N	20:02:00		08:01:17	0		0	On Time
Worker	Production	Auto Coner	L/C Opp	1041	Babita Devi	01/01/2018	M	08:00:00	07:52:10	20:00:04	0	12:07:54	-7	Early
Worker	Production	Packing	Packing Assistant	1045	Ranjanben Prajapati	01/01/2018	M	08:00:00	07:52:25	19:59:46	0	12:07:21	-7	Early
Worker	Production	Speed Frame	Rsb.Opp	1047	Shailendra	01/01/2018	M	08:00:00	20:33:49	08:01:00	0	11:27:11	753	Late
Worker	Production	Packing	Ycp.Opp	1052	Borse Gulab Bhai	01/01/2018	M	08:00:00	07:52:04	19:55:40	0	12:03:36	-7	Early

Common [Abc Industries Limited.] Topspin\_17\_Svst\_26072018 Administrator 01/02/2018 00:00 2017-2018

14:04 07/08/2018

## Daily Techno-Commercial Performance

[Page One]

TOPSPIN 27.2.001(Last Updated 10/07/2018) - [Technical Report]

File Administrator Windows

UNIT 1

TECHNO-COMMERCIAL REPORTS [UNIT 1] Dt :01/03/2018

SNO.	PARTICULARS	TODAY	UPTO DATE	LAST MONTH
1	PACKING PRODUCTION [KGS.]	12610.08	12610.08	430647.84
2	AVG PRODUCTION / DAY [PACKED]	12610.08	12610.08	15380.28
3	WINDING PRODUCTION [KGS.]	12461.00	12461.00	426183.00
4	UNIT 1 PRODUCTION [KGS.]	12600.00	12600.00	429884.00
5	UNIT 1 UTILIZATION [%]	84.46	84.46	0.00
6	UNIT 1 EFFICIENCY [%]	90.95	90.95	0.00
7	AVERAGE COUNT [NE]	31.33	31.33	31.15
8	OPERATIVES [B/R To A/C] UP TO UNIT 1	62.00	62.00	1684.00
9	TOTAL UNITS CONSUMED [S.E.B.]	148.00	148.00	-94829.00
10	UKG ON PACKED PRODUCTION	0.01	0.01	-0.22
11	YARN SALES DETAIL KGS [DOMESTIC]	0.00	0.00	139844.88
12	YARN SALES DETAIL KGS [EXPORT]	0.00	0.00	0.00
13	WASTE SALE KGS	7365.00	7365.00	19631.00
14	TOTAL SALES KGS	7365.00	7365.00	159475.88
15	SOFT WASTE [KGS.] [SALEABLE]	4168.00	4168.00	147469.00
16	SOFT WASTE [%] [SALEABLE]	33.08	33.08	34.30
17	TOTAL STOCK YARN [KGS.]	12610.08	275652.72	263042.64
18	TOTAL STOCK WASTE [KGS.]	3031.00	360727.37	363758.37
19	TOTAL SALES WITH TAX	7733.00	7733.00	51508555.00
20	TOTAL SALES WITHOUT TAX	7364.74	7364.74	49055786.66
21	FIBER STOCK [BALES]	0.00	406.00	610.00

Date: 01/03/2018 RAW MATERIAL [ STOCK POSITION ] BANK BALANCES

14:04 07/08/2018

## [Page Two]

TOPSPIN 27.2.001(Last Updated 10/07/2018) - [Technical Report]

File Administrator Windows

UNIT 1

### TECHNO-COMMERCIAL REPORTS [ UNIT 1 ] Dt.:01/03/2018

SNO.	PARTICULARS	TODAY	UPTO DATE	LAST MONTH
22	FIBER STOCK (PENDING BALES)	0.00	1120.00	0.00
23	STORE PURCHASE [Rs.]	0.00	0.00	14195326.00
24	STORE CONSUMPTION [Rs.]	0.00	0.00	1165224.08
25	STORE INVENTORY TOTAL [Rs.]	0.00	3663835.70	3663835.70
26	TOTAL NO OF INDENTS RAISED	3.00	3.00	76.00
27	TOTAL NO OF ORDER RAISED	5.00	5.00	90.00
28	CREDITOR BALANCE [Rs.]	276872267.10	276872267.10	276889167.10
29	DIFFEROR RAI ANCF [Rs.]	89682721.12	89682721.12	91188480.12

Date: 01/03/2018

RAW MATERIAL [ STOCK POSITION ] BANK BALANCES

Common [ Abc Industries Limited. ] Topspin\_17\_Svt\_26072018 Administrator 01/03/2018 00:00 2017-2018

18:23 06/08/2018

## Raw-materials Stock & Coverage As On 31/03/2018

TOPSPIN 27.2.001(Last Updated 10/07/2018) - [Stock Position]

File Administrator Windows

UNIT 1

### SAP CRYSTAL REPORTS

Main Report

Vareity Name	Lot No.	In Stock (Kgs.)	Bales In Stock	Expected Bales	Total Bales	Consumption Coverage
S-6	490 MAHJVA	12,226.12	76	0	76	100 Up to 31/03/2018 (0 days)
S-6	491 KUVADAVA	478.65	3	0	3	100 Up to 31/03/2018 (0 days)
S-6	492 SHAPAR	1,487.07	9	0	9	100 Up to 31/03/2018 (0 days)
S-6	493 KUVADAVA	2,574.40	16	0	16	100 Up to 31/03/2018 (0 days)
S-6	494 SHAPAR	2,457.00	15	0	15	100 Up to 31/03/2018 (0 days)
S-6	495 CHITTAL	2,181.48	14	0	14	100 Up to 31/03/2018 (0 days)
S-6	496 GAMBHOI	3,904.32	24	0	24	100 Up to 31/03/2018 (0 days)
S-6	497 GAMBHOI	4,980.00	30	0	30	100 Up to 31/03/2018 (0 days)
S-6	498 MAHJVA	12,988.00	80	0	80	100 Up to 31/03/2018 (0 days)
S-6	499 GAMBHOI	7,334.10	45	0	45	100 Up to 31/03/2018 (0 days)
S-6	500 GAMBHOI	13,208.56	82	0	82	100 Up to 31/03/2018 (0 days)
S-6	501 GAMBHOI	13,176.25	83	0	83	100 Up to 31/03/2018 (0 days)
S-6	502 GAMBHOI	15,175.68	96	0	96	100 Up to 31/03/2018 (0 days)
S-6	503 CHITTAL	15,109.75	95	0	95	100 Up to 31/03/2018 (0 days)
S-6	504 CHITTAL	15,508.75	95	0	95	100 Up to 31/03/2018 (0 days)
S-6	505 RAJULA	15,780.00	100	0	100	100 Up to 01/04/2018 (1 days)
S-6	506 NEKNAM	16,055.00	100	0	100	100 Up to 01/04/2018 (1 days)
S-6	507 NEKNAM	15,945.00	100	0	100	100 Up to 01/04/2018 (1 days)
S-6	JETPUR09	167.05	1	0	1	100 Up to 31/03/2018 (0 days)
TOTAL		178,737.18	1,064	0		Up to 10 days

Current Page No.: 1 Total Page No.: 1 Zoom Factor: 100%

Common [ Abc Industries Limited. ] Topspin\_17\_Svt\_26072018 Administrator 01/03/2018 00:00 2017-2018

18:30 06/08/2018

## Raw-material Stock Statement From 01/03/2018 To 31/03/2018

TOPSPIN 27.2.001(Last Updated 10/07/2018) - [Raw Material Stock Statement]

File Administrator Windows

UNIT 1

Main Report

SAP CRYSTAL REPORTS\*

**ABC Industries Limited.**  
D-15 Rajajipuram, Lucknow, U.P. - 17

**Raw Material Stock Statement, UNIT 1**  
From Date: 01/03/2018 To Date: 31/03/2018 Fiber Name : Cotton - Without Payment of Duty

Printed On: 06/08/2018  
Page 2 of 2

S. No.	Vareity Name	Lot No.	Godown	Opening Balance			Receipt			Issued			Captive			Closing		
				No of Bales	Qty. in Kg	Value in Rs.	No of Bales	Qty. in Kg	Value in Rs.	No of Bales	Qty. in Kg	Value in Rs.	No of Bales	Qty. in Kg	Value in Rs.	No of Bales	Qty. in Kg	Value in Rs.
30	S-6	487 TALAJA	UNIT 1	0	0.00	0.00	100	16,620.00	1,940,034.32	100	16,620.00	1,940,034.32	0	0.00	0.00	0	0.00	0.00
31	S-6	488 TALAJA	UNIT 1	0	0.00	0.00	100	16,650.00	1,966,681.96	100	16,650.00	1,966,681.96	0	0.00	0.00	0	0.00	0.00
32	S-6	489 MAHUA	UNIT 1	0	0.00	0.00	100	16,240.00	1,821,879.53	100	16,240.00	1,821,879.53	0	0.00	0.00	0	0.00	0.00
33	S-6	490 MAHUA	UNIT 1	0	0.00	0.00	100	16,067.00	1,795,577.84	24	3,860.88	430,938.68	0	0.00	0.00	76	12,226.12	1,364,639.16
34	S-6	491 KUVADAI	UNIT 1	0	0.00	0.00	100	15,955.00	1,871,472.04	97	15,476.35	1,815,327.88	0	0.00	0.00	3	478.65	56,144.16
35	S-6	492 SHAFAR	UNIT 1	0	0.00	0.00	100	16,523.00	1,938,096.68	91	15,035.93	1,763,667.98	0	0.00	0.00	9	1,487.07	174,426.70
36	S-6	493 KUVADAI	UNIT 1	0	0.00	0.00	100	16,050.00	1,887,207.10	84	13,515.60	1,588,337.97	0	0.00	0.00	16	2,534.40	301,869.14
37	S-6	494 SHAFAR	UNIT 1	0	0.00	0.00	100	16,380.00	1,921,323.21	85	13,923.00	1,633,124.72	0	0.00	0.00	15	2,457.00	288,198.48
38	S-6	495 CHITTAL	UNIT 1	0	0.00	0.00	100	15,592.00	1,752,487.27	86	13,400.52	1,507,139.05	0	0.00	0.00	14	2,191.48	245,348.22
39	S-6	496 GAMBHO	UNIT 1	0	0.00	0.00	100	16,268.00	1,908,185.97	76	12,363.68	1,450,221.34	0	0.00	0.00	24	3,904.32	457,964.63
40	S-6	497 GAMBHO	UNIT 1	0	0.00	0.00	100	16,600.00	1,947,128.94	70	11,620.00	1,362,969.96	0	0.00	0.00	30	4,980.00	584,158.98
41	S-6	498 MAHUA	UNIT 1	0	0.00	0.00	100	16,235.00	1,835,150.81	20	3,247.00	367,030.16	0	0.00	0.00	80	12,988.00	1,468,120.65
42	S-6	499 GAMBHO	UNIT 1	0	0.00	0.00	100	16,288.00	1,911,704.88	55	8,963.90	1,051,437.68	0	0.00	0.00	45	7,324.10	860,267.19
43	S-6	500 GAMBHO	UNIT 1	0	0.00	0.00	100	16,108.00	1,885,976.19	18	2,899.44	339,475.71	0	0.00	0.00	82	13,208.56	1,546,500.47

Current Page No.: 2 Total Page No.: 2 Zoom Factor: 100%

Common [ABC Industries Limited.] Topspin\_17\_Svsl\_26072018 Administrator 01/03/2018 00:00:00 2017-2018

## Raw-material Ageing Report

TOPSPIN 27.2.001(Last Updated 10/07/2018) - [RAW MATERIAL AGEING REPORT]

File Administrator Windows

UNIT 1

Main Report

SAP CRYSTAL REPORTS\*

**RAW MATERIAL AGEING REPORT AS ON: 31/03/2018 UNIT 1**

Printed on: 06/08/2018

Sr. No.	Fiber Vareity	Lot No.	Godown	0 To 30 Days		31 To 60 Days		61 To 90 Days		Above 90 Days		Total	
				No. of Bales	KGs	No. of Bales	KGs	No. of Bales	KGs	No. of Bales	KGs	No. of Bales	KGs
1	S-6	486 MAHUA	UNIT 1	76	12,226.12	0	0.00	0	0.00	0	0.00	76	12,226.12
2	S-6	491 KUVADAI	UNIT 1	3	478.65	0	0.00	0	0.00	0	0.00	3	478.65
3	S-6	492 SHAFAR	UNIT 1	9	1,487.07	0	0.00	0	0.00	0	0.00	9	1,487.07
4	S-6	493 KUVADAI	UNIT 1	16	2,574.40	0	0.00	0	0.00	0	0.00	16	2,574.40
5	S-6	494 SHAFAR	UNIT 1	15	2,457.00	0	0.00	0	0.00	0	0.00	15	2,457.00
6	S-6	495 CHITTAL	UNIT 1	14	2,191.48	0	0.00	0	0.00	0	0.00	14	2,191.48
7	S-6	496 GAMBHO	UNIT 1	24	3,904.32	0	0.00	0	0.00	0	0.00	24	3,904.32
8	S-6	497 GAMBHO	UNIT 1	30	4,980.00	0	0.00	0	0.00	0	0.00	30	4,980.00
9	S-6	498 MAHUA	UNIT 1	80	12,988.00	0	0.00	0	0.00	0	0.00	80	12,988.00
10	S-6	499 GAMBHO	UNIT 1	45	7,324.10	0	0.00	0	0.00	0	0.00	45	7,324.10
11	S-6	500 GAMBHO	UNIT 1	82	13,208.56	0	0.00	0	0.00	0	0.00	82	13,208.56
12	S-6	501 GAMBHO	UNIT 1	80	13,176.25	0	0.00	0	0.00	0	0.00	80	13,176.25
13	S-6	502 GAMBHO	UNIT 1	96	15,175.68	0	0.00	0	0.00	0	0.00	96	15,175.68
14	S-6	503 CHITTAL	UNIT 1	95	15,109.75	0	0.00	0	0.00	0	0.00	95	15,109.75
15	S-6	504 CHITTAL	UNIT 1	95	15,508.75	0	0.00	0	0.00	0	0.00	95	15,508.75
16	S-6	505 RAJULA	UNIT 1	100	15,780.00	0	0.00	0	0.00	0	0.00	100	15,780.00
17	S-6	506 NEONAM	UNIT 1	100	16,055.00	0	0.00	0	0.00	0	0.00	100	16,055.00
18	S-6	507 NEONAM	UNIT 1	100	15,945.00	0	0.00	0	0.00	0	0.00	100	15,945.00
19	S-6	JETPUR09	UNIT 1	0	0.00	0	0.00	0	0.00	1	167.05	1	167.05
TOTAL :-				1,062.00	170,576.13	0.00	0.00	0.00	0.00	1.00	167.05	1064	170,737.18

Current Page No.: 1 Total Page No.: 1 Zoom Factor: 100%

Common [ABC Industries Limited.] Topspin\_17\_Svsl\_26072018 Administrator 01/03/2018 00:00:00 2017-2018



## Daily Production Analysis


TOPSPIN 27.2.001(Last Updated 10/07/2018) - [Daily Production Report]

File Administrator Windows

UNIT 1

Main Report

SAP CRYSTAL REPORTS\*


**ABC Industries Limited.**  
D-15 Rajajipuram, Lucknow, U.P.- 17

Production Report [ RING\_FRAME ] For The Date 31/03/2018

		Today			UptoDt			Avg
		Card	Comb	Total	Card	Comb	Total	Total
Carding	Sh BeProd	19,625.67	0.00	19,625.67	572,362.65	0.00	572,362.65	6,154.44
	Act Prod	16,998.00	0.00	16,998.00	465,731.00	0.00	465,731.00	5,007.86
	Overall Eff %	97.06	0.00	97.06	94.99	0.00	94.99	94.99
	Utilization %	82.46	0.00	82.46	79.00	0.00	79.00	79.00
Breaker Draw Frame	Sh BeProd	25,074.72	0.00	25,074.72	813,322.08	0.00	813,322.08	8,745.40
	Act Prod	17,312.00	0.00	17,312.00	453,361.00	0.00	453,361.00	4,874.85
	Overall Eff %	83.83	0.00	83.83	83.36	0.00	83.36	83.36
	Utilization %	68.63	0.00	68.63	56.21	0.00	56.21	56.21

Current Page No.: 1 Total Page No.: 1+ Zoom Factor: 150%

Common [ Abc Industries Limited. ] Topspin\_17\_Svt\_26072018 Administrator 01/02/2018 00:00 2017-2018

I'm Cortana. Ask me anything. 13:47 07/08/2018

TOPSPIN 27.2.001(Last Updated 10/07/2018) - [Daily Production Report]

File Administrator Windows

UNIT 1

Main Report

SAP CRYSTAL REPORTS\*

Lap Former	Sh BeProd	0.00	20,744.04	20,744.04	0.00	720,530.16	720,530.16	7,747.04
	Act Prod	0.00	5,705.00	5,705.00	0.00	162,558.00	162,558.00	1,747.94
	Overall Eff %	0.00	67.91	67.91	0.00	69.15	69.15	69.15
	Utilization %	0.00	27.78	27.78	0.00	23.05	23.05	23.05
Comber	Sh BeProd	0.00	13,127.04	13,127.04	0.00	410,822.61	410,822.61	4,417.45
	Act Prod	0.00	4,361.00	4,361.00	0.00	118,816.00	118,816.00	1,277.59
	Overall Eff %	0.00	89.20	89.20	0.00	89.34	89.34	89.34
	Utilization %	0.00	32.89	32.89	0.00	28.84	28.84	28.84
Finisher Draw Frame	Sh BeProd	14,144.76	5,143.56	19,288.32	457,776.36	178,738.26	636,514.62	3,422.12
	Act Prod	12,576.00	3,398.00	15,974.00	328,998.00	91,170.00	420,168.00	2,258.97
	Overall Eff %	83.47	83.73	83.60	84.09	85.15	84.62	84.62
	Utilization %	88.72	65.73	77.22	72.06	51.15	61.60	61.60
Speed Frame	Sh BeProd	13,478.40	3,674.88	17,153.28	417,830.40	114,439.68	532,270.08	2,861.67
	Act Prod	13,331.00	3,367.00	16,698.00	342,141.00	86,530.00	428,671.00	2,304.68
	Overall Eff %	86.14	83.24	84.69	85.67	83.11	84.39	84.39
	Utilization %	95.66	91.67	93.66	80.04	76.47	78.25	78.25

Ring Frame Detail

	TODAY	UP TO DATE(In Metric Tons)
--	-------	----------------------------

Current Page No.: 1 Total Page No.: 1+ Zoom Factor: 150%

Common [ Abc Industries Limited. ] Topspin\_17\_Svt\_26072018 Administrator 01/02/2018 00:00 2017-2018

I'm Cortana. Ask me anything. 13:48 07/08/2018

TOPSPIN 27.2.001(Last Updated 10/07/2018) - [Daily Production Report]

FileAdministratorWindows

UNIT 1

SAP CRYSTAL REPORTS

Main Report

Ring Frame Detail		TODAY						UP TO DATE(In Metric Tons)					
Count	M/C	Standard Pdn [Kg]	Actual Production [Kg]		Standard Gms/S/S	Actual Gms/S/S	M/C	Standard Production	Actual Production		Standard Gms/S/S	Actual Gms/S/S	
			R/F	Packed					R/F	Packed			
Carded													
30'S COT 100% K W	3	3037.800	3074.000	3084.480	185.05	187.26	3	92.878	83.545	83.009	182.51	186.40	
32'S COT 100% K W	10	8928.300	8862.000	8935.920	163.16	162.97	10	272.138	253.763	255.513	160.43	161.75	
Avg TD Count UD		31.91 31.93	11966.160	11936.000	12020.400	168.22	168.60		365.015	337.308	338.522	165.52	167.23
Combed_Compact													
30'S COT 100% C W	3	3422.700	3181.000	3175.200	208.50	209.28	3	106.239	88.679	88.815	208.76	210.59	
Avg TD Count UD	30.30 30.30	3422.790	3181.000	3175.200	208.50	209.28		106.239	88.679	88.815	208.76	210.59	
Grand TD Total: UD	31.67 31.69	15388.950	15117.000	15195.600	175.77	175.79		471.254	425.987	427.337	173.63	174.72	
Ring Frame Utilization & Efficiency													
Carded/Combed/Compact	Std Utilization	Act Utilization TD	Act Utilization UD	Std Efficiency	Act Efficiency TD	Act Efficiency UD							

Current Page No.: 1Total Page No.: 1+Zoom Factor: 150%

[Common | Abc Industries Limited. ]Topspin\_17\_SysL26072018Administrator01/02/2018 00:002017-201813:4907/08/2018

TOPSPIN 27.2.001(Last Updated 10/07/2018) - [Daily Production Report]

FileAdministratorWindows

UNIT 1

SAP CRYSTAL REPORTS

Main Report

Auto Coner Detail		TODAY					UP TO DATE(In Metric Tons)					
Count	Drums	Standard Pdn [Kg]	Actual Pdn [Kg]		Standard Gms/D/S	Actual Gms/D/S	Drums	Standard Production	Actual Production		Standard Gms/D/S	Actual Gms/D/S
			Auto Coner	Packed					Auto Coner	Packed		
Carded												
30'S COT 100% K W	378	4,131.540	3020.000	3084.480	10,930.00	7,989.42	11718	128.078	82.281	83.009	10,930.00	7,021.76
32'S COT 100% K W	1260	9,009.000	8823.000	8935.920	7,150.00	7,002.38	39060	279.279	252.213	255.513	7,150.00	6,457.07
Avg TD 31.92 Count UD 31.93		13,140.540	11843.000	12020.400	8,022.31	7,230.16		407.357	334.484	338.522	8,022.31	6,587.38
Combed_Compact												
30'S COT 100% C W	378	4,158.000	3136.000	3175.200	11,000.00	8,296.30	11718	128.898	87.401	88.815	11,000.00	7,458.70
Avg TD 30.30 Count UD 30.30		4,158.000	3136.000	3175.200	11,000.00	8,296.30		128.898	87.401	88.815	11,000.00	7,458.70
Grand TD 31.58 Total: UD 31.59		17,298.540	14979.000	15195.600	8,580.63	7,430.06		536.255	421.895	427.337	8,580.63	6,750.76

Current Page No.: 2Total Page No.: 2Zoom Factor: 150%

[Common | Abc Industries Limited.]Topspin\_17\_SysL26072018Administrator01/02/2018 00:002017-201813:5007/08/2018

TOPSPIN 27.2.001[Last Updated 10/07/2018] - [Daily Production Report]

File Administrator Windows

UNIT 1

SAP CRYSTAL REPORTS\*

Main Report

Auto Coner Utilization & Efficiency						
Carded/Combed/Compact	Std Utilization	Act Utilization TD	Act Utilization UD	Std Efficiency	Act Efficiency TD	Act Efficiency UD
Over All	98.63	100.00	100.00	75.00	63.98	58.13
<b>Average</b>	<b>98.63</b>	<b>100.00</b>	<b>100.00</b>	<b>75.00</b>	<b>63.98</b>	<b>58.13</b>

AC MTD Prod in Metric Tons (All Counts)	421.90
Ring Frame MTD Prod in Metric Tons (All Counts)	425.99

Current Page No.: 2 Total Page No.: 2 Zoom Factor: 150%

[Common | Abc Industries Limited.] [Topspin\_17\_SysL26072018|Administrator] [01/02/2018 00:00:00] 13:55 07/08/2018

## Maintenance Analysis

TOPSPIN 27.2.001[Last Updated 10/07/2018] - [Scheduled Job Card As On Date]

File Administrator Windows

UNIT 1

SAP CRYSTAL REPORTS\*

Main Report

Scheduled Job Card As ON 31/01/2018

Page 9 of 9  
Printed On : 07/08/2018

282	LC11	MAINT. CLEANING	04/01/2018	04/01/2018	15 Days	19/01/2018	-15	3 Days
283	LC05	MAINT. CLEANING	05/01/2018	05/01/2018	15 Days	20/01/2018	-15	3 Days
284	LC02	MAINT. CLEANING	06/01/2018	06/01/2018	15 Days	21/01/2018	-15	3 Days
285	LC16	MAINT. CLEANING	07/01/2018	07/01/2018	15 Days	22/01/2018	-15	3 Days
286	LC07	MAINT. CLEANING	08/01/2018	08/01/2018	15 Days	23/01/2018	-15	3 Days
287	LC10	MAINT. CLEANING	09/01/2018	09/01/2018	15 Days	24/01/2018	-15	3 Days
288	LC03	MAINT. CLEANING	10/01/2018	10/01/2018	15 Days	25/01/2018	-15	3 Days
289	LC06	MAINT. CLEANING	11/01/2018	11/01/2018	15 Days	26/01/2018	-15	3 Days
290	LC15	MAINT. CLEANING	13/01/2018	13/01/2018	15 Days	28/01/2018	-15	3 Days
291	LC08	MAINT. CLEANING	14/01/2018	14/01/2018	15 Days	29/01/2018	-15	3 Days
292	LC13	MAINT. CLEANING	16/01/2018	16/01/2018	15 Days	31/01/2018	-15	3 Days
293	LC12	MAINT. CLEANING	18/01/2018	18/01/2018	15 Days	02/02/2018	-15	3 Days
294	LC14	MAINT. CLEANING	19/01/2018	19/01/2018	15 Days	03/02/2018	-15	3 Days
295	LC11	MAINT. CLEANING	20/01/2018	20/01/2018	15 Days	04/02/2018	-15	3 Days
296	LC01	MAINT. CLEANING	22/01/2018	22/01/2018	15 Days	06/02/2018	-15	3 Days
297	LC04	MAINT. CLEANING	23/01/2018	23/01/2018	15 Days	07/02/2018	-15	3 Days
298	LC05	MAINT. CLEANING	24/01/2018	24/01/2018	15 Days	08/02/2018	-15	3 Days
299	LC16	MAINT. CLEANING	25/01/2018	25/01/2018	15 Days	09/02/2018	-15	3 Days
300	LC02	MAINT. CLEANING	26/01/2018	26/01/2018	15 Days	10/02/2018	-15	3 Days

Current Page No.: 9 Total Page No.: 9 Zoom Factor: 100%

[Common | Abc Industries Limited.] [Topspin\_17\_SysL26072018|Administrator] [01/02/2018 00:00:00] 14:00 07/08/2018

TOPSPIN 27.2.001(Last Updated 10/07/2018) - [Scheduled Job Card As On Date]

File Administrator Windows

UNIT 1

Main Report

S.N	Machine Name	Activity	Job Card Date	Last Done Date	Frequency	Due Date	Var. Days	Std.Dev (+/-)
298	LC05	MAINT. CLEANING	24/01/2018	24/01/2018	15 Days	06/02/2018	-15	3 Days
299	LC16	MAINT. CLEANING	25/01/2018	25/01/2018	15 Days	09/02/2018	-15	3 Days
300	LC02	MAINT. CLEANING	26/01/2018	26/01/2018	15 Days	10/02/2018	-15	3 Days
301	LC03	MAINT. CLEANING	27/01/2018	27/01/2018	15 Days	11/02/2018	-15	3 Days
302	LC07	MAINT. CLEANING	28/01/2018	28/01/2018	15 Days	12/02/2018	-15	3 Days
303	LC15	MAINT. CLEANING	29/01/2018	29/01/2018	15 Days	13/02/2018	-15	3 Days
304	LC10	MAINT. CLEANING	30/01/2018	30/01/2018	15 Days	14/02/2018	-15	3 Days
305	LC06	MAINT. CLEANING	31/01/2018	31/01/2018	15 Days	15/02/2018	-15	3 Days

Unit : UNIT 1 Section Name : Yarn Conditioning

S.N	Machine Name	Activity	Job Card Date	Last Done Date	Frequency	Due Date	Var. Days	Std.Dev (+/-)
306	YCP01	CRADLE AIR DAMPER CYLINDER SERVICING	10/01/2018	10/01/2018	30 Days	09/02/2018	-30	6 Days
307	YCP01	MAINT. CLEANING	10/01/2018	10/01/2018	30 Days	09/02/2018	-30	6 Days

Under Deviation Period  
 Within Due Date  
 Out Of Deviation Period

Current Page No.: 9 Total Page No.: 9 Zoom Factor: 100%

Common [Abc Industries Limited.] Topspin\_17\_Svt\_26072018 Administrator 01/02/2018 00:00:00 2017-2018

1400 07/08/2018

## Monthly Power Consumption

TOPSPIN 27.2.001(Last Updated 10/07/2018) - [Power Consumption Detail]

File Administrator Windows

UNIT 1

Main Report

Power Consumption Detail for the From 01/03/2018 To 31/03/2018

UNIT 1 Printed On: 07/08/2018

		1-Mar-18	2-Mar-18	3-Mar-18	4-Mar-18	5-Mar-18	6-Mar-18	7-Mar-18	8-Mar-18	9-Mar-18	10-Mar-18
<b>Compressor</b>	Compressor Db05	6.00	-387.59	383.91	1.13	1.17	1.19	1.24	1.24	1.20	1.22
	Total	6.00	-387.59	383.91	1.13	1.17	1.19	1.24	1.24	1.20	1.22
<b>Geb Reading</b>	Geb Db18	47,640.00	360.00	50,360.00	46,040.00	51,280.00	51,880.00	53,640.00	52,600.00	51,040.00	52,480.00
	Total	47,640.00	360.00	50,360.00	46,040.00	51,280.00	51,880.00	53,640.00	52,600.00	51,040.00	52,480.00
<b>H-Plant</b>	Prepatory Db15	2.05	-621.11	623.00	1.80	1.95	1.93	2.04	2.03	1.89	1.87
	Spinning1/2 Db16	3.70	-1,066.99	1,070.65	3.72	3.54	3.58	3.62	3.56	3.64	3.64
	Spinning3 Db13	2.39	-656.51	658.84	2.32	2.32	2.37	2.37	2.28	2.35	2.35
	Total	8.14	-2,344.61	2,352.49	7.84	7.81	7.88	8.03	7.87	7.88	7.86
<b>Lighting</b>	Lighting Db11	0.84	0.43	0.77	0.92	0.89	0.97	0.94	0.96	0.89	0.97

Current Page No.: 1 Total Page No.: 1+ Zoom Factor: 120%

Common [Abc Industries Limited.] Topspin\_17\_Svt\_26072018 Administrator 01/02/2018 00:00:00 2017-2018

17:48 07/08/2018

## Daily Power Consumption

TOPSPIN 27.2.001(Last Updated 10/07/2018) - [Daily Power Consumption Report]

File Administrator Windows

UNIT 1

SAP CRYSTAL REPORTS\*

Main Report

UNIT	TARGET AT 70% LOAD	DAILY	UP TO DATE
UNIT- U1			
B/R Db01	0.00	622,628.66	622,682.32
Carding Db02	0.00	531,131.17	531,208.43
Comber Db03	0.00	177,882.33	177,892.71
S/F Db04	0.00	431,669.30	431,692.20
WcH Db14	0.00	1,044,897.34	1,044,783.70
R/F Db06	0.00	2,099,985.60	2,100,187.47
R/F Db07	0.00	2,043,851.42	2,044,049.34
R/F Db08	0.00	1,879,436.69	1,879,618.86
R/F Db09	0.00	1,933,061.91	1,933,244.24
L/C Db10	0.00	1,063,159.16	1,063,252.10
Preparatory Db15	0.00	675,425.89	675,480.94
Spinning 1/2 Db16	0.00	1,169,043.36	1,169,146.71
Spinning 3 Db13	0.00	722,838.88	722,705.88
Compressor Db05	0.00	416,724.12	416,758.41
Lighting Db11	0.00	369,670.85	369,697.33
Ro Db12	0.00	88.00	3,075.00
Ycp Db17	0.00	118,401.82	118,411.07
Geb Db18	0.00	-16,306,840.00	-14,826,440.00
TOTAL	0.00	-1,017,554.50	467,246.71
GRAND TOTAL	0.00	-1,017,554.50	467,246.71

MSEB TOTAL UNITS : 1,367.00 MD : 63.51  
HSD Used (Litres) : D. G. Unit :

Current Page No.: 1 Total Page No.: 1 Zoom Factor: 100%

Common [ Abc Industries Limited. ] Topspin\_17\_Svst\_26072018 Administrator 01/02/2018 00:00 2017-2018

17:49 07/08/2018

## Mixing Plan [SQC]

TOPSPIN 27.2.001(Last Updated 10/07/2018)

File Administrator Windows

UNIT 1

Mixing Plan

Mixing Plan No.: VS/2017-2018/PR/257 Date: 30/03/2018

Quality Name: NE 32/1 COT 100% Carded Weaving

Search Criteria

Variety Name:

Variety Name	Lot No.	No of Bales (Stock)	No of Bales (Issue)	Avg. Weight	Rate/Kg	Grade	FQI	UHML	UI	MIC	STR	Trash	Moistur	SFI	NEPS	Select
S-6 494 SHAP...		47.00	8.00	163.80	117.30	B+	0.350	30.560	0.000	4.130	35.500	2.980	7.290	0.000	0.000	<input checked="" type="checkbox"/>
S-6 491 KUVVA...		18.00	3.00	159.55	117.30	B	0.370	29.700	0.000	4.180	34.000	2.970	7.640	0.000	0.000	<input checked="" type="checkbox"/>
S-6 503 CHITT...		100.00	5.00	159.05	112.47	C	0.310	29.680	0.000	3.890	32.300	3.110	7.320	0.000	0.000	<input checked="" type="checkbox"/>
S-6 496 GAMB...		56.00	8.00	162.68	117.30	C+	0.430	30.990	0.000	4.080	41.100	2.720	7.910	0.000	0.000	<input checked="" type="checkbox"/>
S-6 500 GAMB...		100.00	13.00	161.08	117.08	B	0.300	30.910	0.000	3.950	36.600	2.590	6.360	0.000	0.000	<input checked="" type="checkbox"/>
S-6 504 CHITT...		100.00	5.00	163.25	112.47	C+	0.300	29.390	0.000	3.950	30.000	3.280	7.410	0.000	0.000	<input checked="" type="checkbox"/>
S-6 498 MAHU...		95.00	5.00	162.35	113.04	C+	0.320	29.500	0.000	4.030	33.300	3.850	7.140	0.000	0.000	<input checked="" type="checkbox"/>
S-6 499 GAMB...		79.00	10.00	162.98	117.30	B	0.360	30.740	0.000	4.100	34.500	2.810	7.800	0.000	0.000	<input checked="" type="checkbox"/>
S-6 502 GAMB...		100.00	4.00	158.08	117.08	C+	0.340	30.490	0.000	4.060	35.700	3.360	7.200	0.000	0.000	<input checked="" type="checkbox"/>
S-6 495 CHITT...		45.00	6.00	155.82	112.47	C	0.300	29.570	0.000	3.880	34.200	3.120	6.670	0.000	0.000	<input checked="" type="checkbox"/>
S-6 501 GAMB...		100.00	12.00	158.75	117.08	C	0.310	30.370	0.000	3.920	33.300	3.050	7.200	0.000	0.000	<input checked="" type="checkbox"/>
S-6 490 MAHU...		82.00	2.00	160.87	111.62	D	0.320	29.030	0.000	3.680	30.600	4.880	8.270	0.000	0.000	<input checked="" type="checkbox"/>
S-6 492 SHAP...		26.00	4.00	165.23	117.30	C	0.400	30.970	0.000	4.170	37.300	3.080	7.950	0.000	0.000	<input checked="" type="checkbox"/>
S-6 493 KUVVA...		46.00	8.00	160.90	117.30	B	0.370	30.280	0.000	4.060	35.000	3.280	7.920	0.000	0.000	<input checked="" type="checkbox"/>
S-6 497 GAMB...		61.00	9.00	166.00	117.30	B+	0.340	31.060	0.000	4.020	35.900	3.020	7.360	0.000	0.000	<input checked="" type="checkbox"/>

Find Clear Remove

Common [ Abc Industries Limited. ] Topspin\_17\_Svst\_26072018 Administrator 01/02/2018 00:00 2017-2018

14:52 07/08/2018

## Daily Packing, Stock & Dispatches

TOPSPIN 27.2.001(Last Updated 10/07/2018) - [Stock Cum Packing Report]

File Administrator Windows

UNIT 1

Main Report Packing Dispatch

**Daily Stock Cum Packing Report As On Date 31/03/2018**

Lot No	Count	Balance Cartons	Tentative Comp. Date	Packed Today		Loose	Stock			
				No. of Cases	Quantity (Kg)		No. of Cases	Quantity (Kg)		
UAD-3031105	NE 30/1 COT 100% Combed_Compact Weaving	8438	07/07/2018	70	3175.20	0	973	44135.28	<a href="#">Packing</a>	<a href="#">Dispatch</a>
UAD-3031211	NE 30/1 COT 100% NT Combed_Compact Hosier	0	24/02/2018	0	0.00	0	932	42275.52	<a href="#">Packing</a>	<a href="#">Dispatch</a>
UAD-3021207	NE 30/1 COT 100% NT Combed Hosier	0	08/01/2018	0	0.00	0	181	8210.16	<a href="#">Packing</a>	<a href="#">Dispatch</a>
UAD-3021211	NE 30/1 COT 100% NT Combed Hosier	0	28/02/2018	0	0.00	0	720	32659.20	<a href="#">Packing</a>	<a href="#">Dispatch</a>
UAD-4021101	NE 40/1 COT 100% Combed Weaving	0	01/02/2018	0	0.00	0	882	40007.52	<a href="#">Packing</a>	<a href="#">Dispatch</a>
UAD-4021102	NE 40/1 COT 100% Combed Weaving	0	22/02/2018	0	0.00	0	187	8482.32	<a href="#">Packing</a>	<a href="#">Dispatch</a>
UAD-3011101	NE 30/1 COT 100% NT Carded Weaving	0	23/05/2017	0	0.00	0	54	2449.44	<a href="#">Packing</a>	<a href="#">Dispatch</a>
UAD-3011108	NE 30/1 COT 100% NT	1704	29/04/2018	68	3084.48	0	71	3220.56	<a href="#">Packing</a>	<a href="#">Dispatch</a>

Current Page No.: 1 Total Page No.: 1+ Zoom Factor: 100%

Common [ Abc Industries Limited. ] Topspin\_17\_Svst\_26072018 Administrator 01/02/2018 00:00 2017-2018

I'm Cortana. Ask me anything.

TOPSPIN 27.2.001(Last Updated 10/07/2018) - [Stock Cum Packing Report]

File Administrator Windows

UNIT 1

Main Report Packing Dispatch

**Packing Details**

Lot No	Count	Packing Date	PO No	Party	Case From	Case To	Total Case	Avg. Wt (Kg)	Gross Wt (Kg)	Net Wt (Kg)
UAD-3031105	NE 30/1 COTTON 100% Compact Combed Weaving	13/03/2018			1	38	38	45.36	1824.00	1723.68
UAD-3031105	NE 30/1 COTTON 100% Compact Combed Weaving	14/03/2018			39	102	64	45.36	3072.00	2903.04
UAD-3031105	NE 30/1 COTTON 100% Compact Combed Weaving	15/03/2018			103	171	69	45.36	3312.00	3129.84
UAD-3031105	NE 30/1 COTTON 100% Compact Combed Weaving	16/03/2018			172	235	64	45.36	3072.00	2903.04
UAD-3031105	NE 30/1 COTTON 100% Compact Combed Weaving	17/03/2018			236	305	70	45.36	3360.00	3175.20
UAD-3031105	NE 30/1 COTTON 100% Compact Combed Weaving	18/03/2018			306	356	51	45.36	2448.00	2313.36
UAD-3031105	NE 30/1 COTTON 100% Compact Combed Weaving	19/03/2018			357	417	61	45.36	2928.00	2766.96
UAD-3031105	NE 30/1 COTTON 100% Compact Combed Weaving	20/03/2018			418	481	64	45.36	3072.00	2903.04
UAD-3031105	NE 30/1 COTTON 100% Compact Combed Weaving	21/03/2018			482	555	74	45.36	3552.00	3356.64
UAD-3031105	NE 30/1 COTTON 100% Compact Combed Weaving	22/03/2018			556	628	73	45.36	3504.00	3311.28
UAD-3031105	NE 30/1 COTTON 100% Compact Combed Weaving	23/03/2018			629	704	76	45.36	3648.00	3447.36
UAD-3031105	NE 30/1 COTTON 100% Compact Combed Weaving	24/03/2018			705	759	55	45.36	2640.00	2494.80
UAD-3031105	NE 30/1 COTTON 100% Compact Combed Weaving	25/03/2018			760	840	81	45.36	3888.00	3674.16
UAD-3031105	NE 30/1 COTTON 100% Compact Combed Weaving	26/03/2018			841	862	22	45.36	1056.00	997.92

Current Page No.: 1 Total Page No.: 1+ Zoom Factor: 100%

Common [ Abc Industries Limited. ] Topspin\_17\_Svst\_26072018 Administrator 01/02/2018 00:00 2017-2018

I'm Cortana. Ask me anything.

TOPSPIN 27.2.001(Last Updated 10/07/2018) - [Stock Cum Packing Report]

File Administrator Windows

UNIT 1

Main Report Packing Dispatch

### Dispatch Details

Lot No	Count	Case From	Case To	No. of Cases	Gross Wt (Kg)	Net Wt (Kg)		
UAD-3031105	30'S COT 100% C W	1	230	230	11,040.00	10,432.80		
UAD-3031105	30'S COT 100% C W	231	251	21	1,008.00	952.56		
UAD-3031105	30'S COT 100% C W	571	626	56	2,688.00	2,540.16		
UAD-3031105	30'S COT 100% C W	1300	1479	180	8,640.00	8,164.80		
UAD-3031105	30'S COT 100% C W	1480	1659	180	8,640.00	8,164.80		
UAD-3031105	30'S COT 100% C W	1900	2079	180	8,640.00	8,164.80		
UAD-3031105	30'S COT 100% C W	2944	3123	180	8,640.00	8,164.80		
UAD-3031105	30'S COT 100% C W	3736	3915	180	8,640.00	8,164.80		
UAD-3031105	30'S COT 100% C W	4096	4273	178	8,544.00	8,074.08		
UAD-3031105	30'S COT 100% C W	5110	5289	180	8,640.00	8,164.80		
UAD-3031105	30'S COT 100% C W	5954	6069	116	5,568.00	5,261.76		
UAD-3031105	30'S COT 100% C W	395	570	176	8,448.00	7,983.36		
UAD-3031105	30'S COT 100% C W	734	909	176	8,448.00	7,983.36		
UAD-3031105	30'S COT 100% C W	1124	1299	176	8,448.00	7,983.36		
UAD-3031105	30'S COT 100% C W	1660	1833	174	8,352.00	7,892.64		
UAD-3031105	30'S COT 100% C W	2547	2722	176	8,448.00	7,983.36		
UAD-3031105	30'S COT 100% C W	3562	3735	174	8,352.00	7,892.64		
UAD-3031105	30'S COT 100% C W	4934	5109	176	8,448.00	7,983.36		
UAD-3031105	30'S COT 100% C W	6134	6309	176	8,448.00	7,983.36		
UAD-3031105	30'S COT 100% C W	6777	6952	176	8,448.00	7,983.36		

Current Page No.: 1 Total Page No.: 1+ Zoom Factor: 100%

Common [Abc Industries Limited.] Topspin\_17\_Srsl\_26072018 Administrator 01/02/2018 00:00 2017-2018

## Sales Register

TOPSPIN 27.2.001(Last Updated 10/07/2018) - [Sales Register]

File Administrator Windows

UNIT 1

Main Report

### Sales Register

Page 1 of 2  
Printed On: 07/08/2018

From Date: 01/03/2018 Date To: 31/03/2018

SNo.	Bill No	Date	Customer Name	GST No.	Commodity	HSN A/R	Net weight	Basic Value	Total Expenditure	Pre Tax Value	Tax Type	IGST %	IGST Amount	SGST %	SGST Amount	CGST %	CGST Amount	T.GST %	Total GST Amount	TCS Amount	Round Off	Net Invoice Amount
1	UAD-11-18-00685	03/03/2018	SPM ASSOCIATES	27AAOF93632 G12 E	NE 30 T COT 100% NT Carbed Weaving	52052210	8164.80	1477028.80	0.00	1477628.00	9587	5.00	73891.00	0.00	0.00	0.00	0.00	5.00	73891.00	0.00	0.00	1551720.00
2	UAD-11-18-00689	04/03/2018	ASHIRVIAD SRINIVAS LLP	24ABHFAB48P12E	NE 30 T COT 100% Carbed, Compact Weaving	52052210	2721.60	566092.80	2700.00	569790.00	9587	0.00	0.00	2.50	14220.00	2.50	14220.00	5.00	28440.00	0.00	0.00	597233.00
3	UAD-11-18-00687	04/03/2018	ASHIRVIAD SRINIVAS LLP	24ABHFAB48P12E	NE 30 T COT 100% Carbed, Compact Weaving	52052210	4448.28	924610.24	4300.00	928910.00	9587	0.00	0.00	2.50	23220.00	2.50	23220.00	5.00	46440.00	0.00	-0.24	975394.00
4	UAD-11-18-00686	06/03/2018	ASHIRVIAD SRINIVAS LLP	24ABHFAB48P12E	NE 30 T COT 100% Carbed, Compact Weaving	52052210	8164.80	1662078.40	6200.00	1704478.00	9587	0.00	0.00	2.50	42812.00	2.50	42812.00	5.00	85624.00	0.00	-0.48	1789702.00
5	UAD-11-18-00688	06/03/2018	VMS FABRICS PVT. LTD.	22AAOCV4587 R12 F	NE 30 T COT 100% Carbed, Compact Weaving	52052210	7963.36	1652565.52	6200.00	1659766.00	9587	0.00	0.00	2.50	41489.00	2.50	41489.00	5.00	82978.00	0.00	0.48	1741694.00
6	UAD-11-18-00690	06/03/2018	SPM ASSOCIATES	27AAOF93632 G12 E	NE 30 T COT 100% NT Carbed Weaving	52052210	8164.80	1477028.80	0.00	1477628.00	9587	5.00	73891.00	0.00	0.00	0.00	0.00	5.00	73891.00	0.00	0.00	1551720.00
7	UAD-11-18-00691	07/03/2018	JAIN FAB TEX	24ABF95884H12S	NE 30 T COT 100% NT Carbed, Compact Weaving	52052210	1832.96	333123.54	0.00	333124.00	9587	0.00	0.00	2.50	8328.00	2.50	8328.00	5.00	16656.00	0.00	0.16	349780.00
8	UAD-11-18-00692	07/03/2018	JAIN FAB TEX	24ABF95884H12S	NE 40 T COT 100% Carbed Weaving	52052210	656.04	146089.20	0.00	146089.00	9587	0.00	0.00	2.50	3681.00	2.50	3681.00	5.00	7362.00	0.00	-0.20	153391.00
9	UAD-11-18-00693	08/03/2018	VMS FABRICS PVT. LTD.	22AAOCV4587 R12 F	NE 30 T COT 100% Carbed, Compact Weaving	52052210	7963.36	1652565.52	6200.00	1659766.00	9587	0.00	0.00	2.50	41489.00	2.50	41489.00	5.00	82978.00	0.00	0.48	1741694.00
10	UAD-11-18-00688	08/03/2018	ASHIRVIAD SRINIVAS LLP	24ABHFAB48P12E	NE 30 T COT 100% Carbed, Compact Weaving	52052210	8164.80	1662078.40	6200.00	1704478.00	9587	0.00	0.00	2.50	42812.00	2.50	42812.00	5.00	85624.00	0.00	-0.40	1789702.00
11	UAD-11-18-00687	08/03/2018	SHAKTIACHESIVE	22AALR73419 G12 R	NE 30 T COT 100% Carbed, Compact Weaving	52052210	8488.48	1349197.54	7000.00	1356198.00	9587	0.00	0.00	2.50	33905.00	2.50	33905.00	5.00	67810.00	0.00	0.16	1423996.00
12	UAD-11-18-00688	09/03/2018	JAIN FAB TEX	24ABF95884H12S	NE 30 T COT 100% NT Carbed Weaving	52052210	8164.80	1477028.80	0.00	1477628.00	9587	0.00	0.00	2.50	36948.00	2.50	36948.00	5.00	73896.00	0.00	0.20	1551721.00
13	UAD-11-18-00670	10/03/2018	JAIN FAB TEX	24ABF95884H12S	NE 30 T COT 100% NT Carbed, Compact Weaving	52052210	2288.00	462872.00	0.00	462872.00	9587	0.00	0.00	2.50	11587.00	2.50	11587.00	5.00	23174.00	0.00	0.00	485008.00
14	UAD-11-18-00672	10/03/2018	DEEPAI ENTERPRISE	24ABRP28142H	NE 30 T COT 100% Carbed, Compact Weaving	52052210	4853.52	1004078.64	6200.00	1010278.00	9587	0.00	0.00	2.50	25272.00	2.50	25272.00	5.00	50544.00	0.00	0.36	1061423.00

Current Page No.: 1 Total Page No.: 2 Zoom Factor: 100%

Common [Abc Industries Limited.] Topspin\_17\_Srsl\_26072018 Administrator 01/02/2018 00:00 2017-2018

## Pending Sales Contracts

TOPSPIN 27.2.001 (Last Updated 10/07/2018) - [Pending Contracts]

File Administrator Windows

UNIT 1

Main Report

Pending Contract Details

Print Date : 07/08/2018  
Page 1 of 1

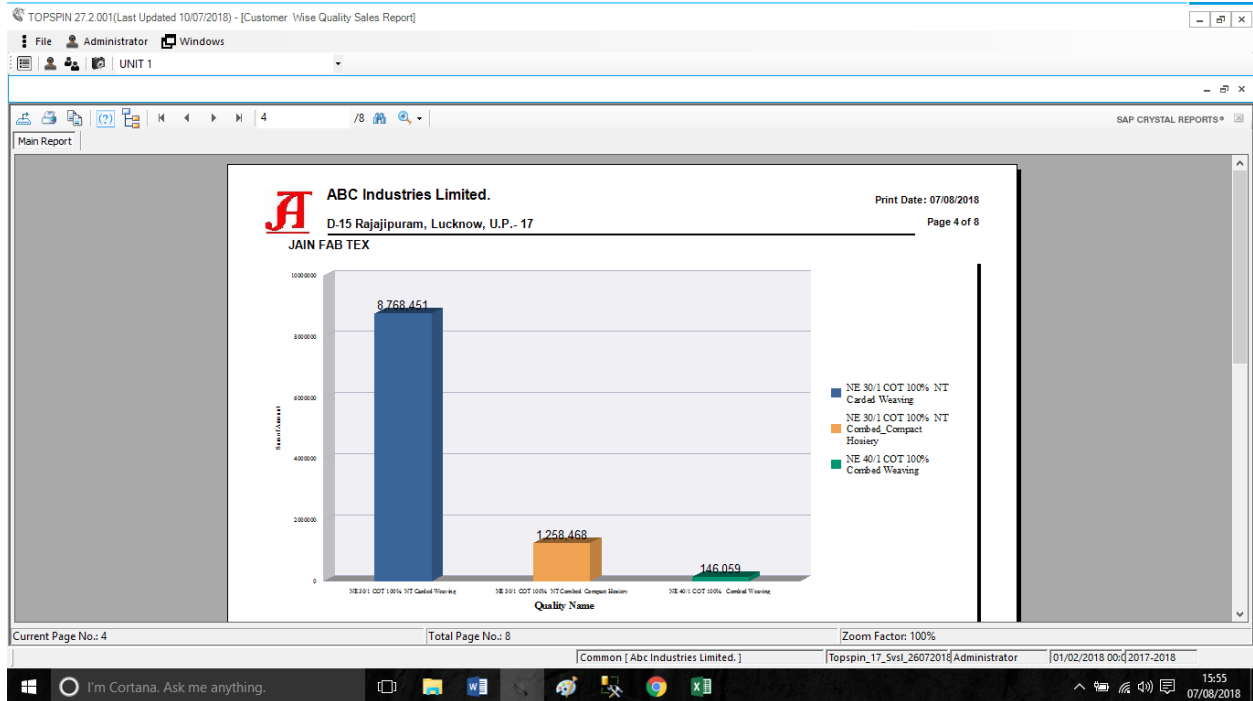
S.No.	Customer	Contract No	Contract Date	DI No	Product	Contract Quantity	Invoice No	Invoice Date	Invoice Quantity	Balance Quantity	Contract Status
1	VARNITA TEXTILES PVT. LTD.	VS/18-19/D/UA/00046	03/05/2018	D/18-19/UA/00041	NE 30/1 COT 100% NT Combed Hosiery	48988.80	VA/D/18-19/00089	03/05/2018	34836.48	14152.32	UnClosed
2	VARNITA TEXTILES PVT. LTD.	VS/18-19/D/UA/00046	03/05/2018	D/18-19/UA/00041	NE 30/1 COT 100% NT Combed Hosiery	48988.80	VA/D/18-19/00099	06/05/2018	34836.48	14152.32	UnClosed
3	VARNITA TEXTILES PVT. LTD.	VS/18-19/D/UA/00046	03/05/2018	D/18-19/UA/00041	NE 30/1 COT 100% NT Combed Hosiery	48988.80	VA/D/18-19/00103	07/05/2018	34836.48	14152.32	UnClosed
4	VARNITA TEXTILES PVT. LTD.	VS/18-19/D/UA/00046	03/05/2018	D/18-19/UA/00041	NE 30/1 COT 100% NT Combed Hosiery	48988.80	VA/D/18-19/00123	13/05/2018	34836.48	14152.32	UnClosed
5	VARNITA TEXTILES PVT. LTD.	VS/18-19/D/UA/00046	03/05/2018	D/18-19/UA/00041	NE 30/1 COT 100% NT Combed Hosiery	48988.80	VA/D/18-19/00148	26/05/2018	34836.48	14152.32	UnClosed
6	KOMAL TEXTFAB PVT. LTD.	VS/18-19/D/UA/00077	22/05/2018	D/18-19/UA/00077	NE 30/1 COT 100% NT Combed Hosiery	24494.40	VA/D/18-19/00157	30/05/2018	18329.60	8164.80	UnClosed
7	KOMAL TEXTFAB PVT. LTD.	VS/18-19/D/UA/00077	22/05/2018	D/18-19/UA/00077	NE 30/1 COT 100% NT Combed Hosiery	24494.40	VA/D/18-19/00220	30/06/2018	18329.60	8164.80	UnClosed
8	WELKNIT FAB LLP	VS/18-19/D/UA/00102	30/06/2018	D/18-19/UA/00100	NE 30/1 COT 100% NT Combed Hosiery	4037.04	VA/D/18-19/00218	30/06/2018	1723.68	2313.36	UnClosed
9	WELKNIT FAB LLP	VS/18-19/D/UA/00102	30/06/2018	D/18-19/UA/00100	NE 30/1 COT 100% NT Combed Hosiery	4037.04	VA/D/18-19/00227	03/07/2018	1723.68	2313.36	UnClosed
10	VAYUSUT TRADERS	VS/17-18/D/UA/00003	11/05/2017	D/17-18/UA/00003	NE 30/1 COT 100% NT Carded Weaving	2994.00	VS/UA/D/17-18/00003	12/05/2017	2993.76	0.24	UnClosed
11	SPM ASSOCIATES	VS/17-18/D/UA/00600	13/01/2018	D/17-18/UA/00628	NE 30/1 COT 100% NT Carded Weaving	65690.56	VA/D/17-18/00590	13/01/2018	11793.60	53796.96	UnClosed
12	ASHIRWAD COTSPIN LLP.	VS/18-19/D/UA/00105	07/07/2018	D/18-19/UA/00105	NE 30/1 COT 100% NT Carded Weaving	15240.96	VA/D/18-19/00232	07/07/2018	8164.80	7076.16	UnClosed
13	SPM ASSOCIATES	VS/17-18/D/UA/00250	08/09/2017	D/17-18/UA/00251	NE 30/1 COT 100% Combed_Compact Weaving	7711.20	VA/D/17-18/00208	08/09/2017	7575.12	136.08	UnClosed
14	KEDIA BROTHERS	VS/18-19/D/UA/00069	17/05/2018	D/18-19/UA/00070	NE 30/1 COT 100% Combed_Compact Weaving	23587.20	VA/D/18-19/00142	23/05/2018	20885.60	2721.60	UnClosed
15	KEDIA BROTHERS	VS/18-19/D/UA/00069	17/05/2018	D/18-19/UA/00070	NE 30/1 COT 100% Combed_Compact Weaving	23587.20	VA/D/18-19/00211	24/06/2018	20885.60	2721.60	UnClosed
16	ASHIRWAD COTSPIN LLP.	VS/18-19/D/UA/00073	18/05/2018	D/18-19/UA/00103	NE 30/1 COT 100% Combed_Compact Weaving	65318.40	VA/D/18-19/00226	02/07/2018	27397.44	37920.96	UnClosed
17	ASHIRWAD COTSPIN LLP.	VS/18-19/D/UA/00073	18/05/2018	D/18-19/UA/00103	NE 30/1 COT 100% Combed_Compact Weaving	65318.40	VA/D/18-19/00230	05/07/2018	27397.44	37920.96	UnClosed

Current Page No.: 1      Total Page No.: 1      Zoom Factor: 100%

Common [Abc Industries Limited.]      Topspin\_17\_Svst\_26072018 Administrator      01/02/2018 00:00 2017-2018

15:53 07/08/2018

## Customer Wise Sales





# Count Wise Sales

TOPSPIN 27.2.001(Last Updated 10/07/2018) - [Count Wise Domestic Sale]

FileAdministratorWindows

UNIT 1

SAP CRYSTAL REPORTS\*

Main Report

Invoice No	Inv. Date	Customer	Disp. Qty	Rate	Basic Value	Other Expenses	Taxable Value	Tax Type	IGST %	IGST Amount	SGST %	SGST Amount	CGST %	CGST Amount	RO	Inv. Amount
NE 30/1 COT 100% Combed_Compact Weaving																
VAD/17-18/00856	04/03/2018	ASHIRVIAD SPIN/FAB LLP	2721.80	208.00	566062.80	2700.00	566762.80	SGST	0.00	0.00	2.50	14220.00	2.50	14220.00	0.20	597233.00
VAD/17-18/00857	04/03/2018	ASHIRVIAD SPIN/FAB LLP	4448.25	208.00	924818.24	4300.00	928818.24	SGST	0.00	0.00	2.50	23223.00	2.50	23223.00	-0.24	975364.00
VAD/17-18/00858	05/03/2018	ASHIRVIAD SPIN/FAB LLP	8164.80	208.00	1698278.40	6200.00	1704478.40	SGST	0.00	0.00	2.50	42612.00	2.50	42612.00	-0.40	1769102.00
VAD/17-18/00859	05/03/2018	VMS FABRICS PVT. LTD.	7861.36	207.00	1625595.52	6200.00	1631795.52	SGST	0.00	0.00	2.50	41469.00	2.50	41469.00	0.48	1741694.00
VAD/17-18/00860	05/03/2018	VMS FABRICS PVT. LTD.	7861.36	207.00	1625595.52	6200.00	1631795.52	SGST	0.00	0.00	2.50	41469.00	2.50	41469.00	0.48	1741694.00
VAD/17-18/00861	05/03/2018	ASHIRVIAD SPIN/FAB LLP	8164.80	208.00	1698278.40	6200.00	1704478.40	SGST	0.00	0.00	2.50	42612.00	2.50	42612.00	-0.40	1769102.00
VAD/17-18/00862	05/03/2018	SHAKTI ADHESIVE	6486.48	208.00	1349187.84	7000.00	1356187.84	SGST	0.00	0.00	2.50	33905.00	2.50	33905.00	0.16	1423996.00
VAD/17-18/00863	10/03/2018	DEEPAU ENTERPRISE	4853.52	207.00	1004678.64	6200.00	1010878.64	SGST	0.00	0.00	2.50	25272.00	2.50	25272.00	0.36	1061423.00
VAD/17-18/00864	16/03/2018	DEEPAU ENTERPRISE	4853.52	207.00	1004678.64	6000.00	1010678.64	SGST	0.00	0.00	2.50	25267.00	2.50	25267.00	0.36	1061213.00
VAD/17-18/00865	18/03/2018	ASHIRVIAD SPIN/FAB LLP	6350.40	207.00	1314532.80	5500.00	1320032.80	SGST	0.00	0.00	2.50	33001.00	2.50	33001.00	0.20	1386035.00
VAD/17-18/00866	23/03/2018	ASHIRVIAD SPIN/FAB LLP	8164.80	207.00	1690113.60	6200.00	1696313.60	SGST	0.00	0.00	2.50	42408.00	2.50	42408.00	0.40	1761130.00
VAD/17-18/00867	23/03/2018	VMS FABRICS PVT. LTD.	7861.36	207.00	1625595.52	6200.00	1631795.52	SGST	0.00	0.00	2.50	41469.00	2.50	41469.00	0.48	1741694.00
VAD/17-18/00868	26/03/2018	MANOHAR CAPITAL MARKETS LIMITED	2280.00	210.00	476280.00	0.00	476280.00	SGST	0.00	0.00	2.50	11907.00	2.50	11907.00	0.00	500294.00
VAD/17-18/00869	27/03/2018	ASHIRVIAD SPIN/FAB LLP	8164.80	207.00	1690113.60	0.00	1690113.60	SGST	0.00	0.00	2.50	42353.00	2.50	42353.00	0.40	1774820.00
VAD/17-18/00870	27/03/2018	DEEPAU ENTERPRISE	4853.52	209.00	1014385.68	6000.00	1020385.68	SGST	0.00	0.00	2.50	25910.00	2.50	25910.00	0.32	1071406.00
VAD/17-18/00871	28/03/2018	ASARVIA MILLS	8164.80	209.00	1706443.20	6800.00	1713243.20	SGST	0.00	0.00	2.50	42831.00	2.50	42831.00	-0.20	1769605.00
VAD/17-18/00872	29/03/2018	ASHIRVIAD SPIN/FAB LLP	10432.80	207.00	2159689.60	0.00	2159689.60	SGST	0.00	0.00	2.50	53990.00	2.50	53990.00	0.40	2287870.00
VAD/17-18/00873	31/03/2018	ASHIRVIAD SPIN/FAB LLP	861.56	207.00	197179.92	6200.00	2037979.92	SGST	0.00	0.00	2.50	42408.00	2.50	42408.00	0.40	1761130.00
VAD/17-18/00874	31/03/2018	ASHIRVIAD SPIN/FAB LLP	7212.24	207.00	1482933.68	6200.00	1489133.68	SGST	0.00	0.00	2.50	42408.00	2.50	42408.00	0.40	1761130.00
VAD/17-18/00875	31/03/2018	ASARVIA MILLS	8164.80	209.00	1706443.20	6800.00	1713243.20	SGST	0.00	0.00	2.50	42824.00	2.50	42824.00	-0.20	1768591.00
TOTAL :			120568.80		26551404.80	100600.00	26752004.80			0.00		711058.00		711058.00	3.60	29064328.00
NE 30/1 COT 100% NT Carded Weaving																
VAD/17-18/00885	03/03/2018	SPRI ASSOCIATES	8164.80	181.00	1477828.80	0.00	1477828.80	IGST	5.00	73891.00	0.00	0.00	0.00	0.00	0.20	1551720.00
VAD/17-18/00886	06/03/2018	SPRI ASSOCIATES	8164.80	181.00	1477828.80	0.00	1477828.80	IGST	5.00	73891.00	0.00	0.00	0.00	0.00	0.20	1551720.00
VAD/17-18/00887	09/03/2018	JAN FAB TEX	8164.80	181.00	1477828.80	0.00	1477828.80	IGST	0.00	0.00	2.50	36946.00	2.50	36946.00	0.20	1551721.00
VAD/17-18/00875	12/03/2018	ASHIRVIAD SPIN/FAB LLP	7166.58	190.00	1363207.84	6200.00	1369407.84	SGST	0.00	0.00	2.50	34795.00	2.50	34795.00	0.16	1458876.00
VAD/17-18/00877	15/03/2018	JAN FAB TEX	8164.80	181.00	1477828.80	0.00	1477828.80	IGST	0.00	0.00	2.50	36946.00	2.50	36946.00	0.20	1551721.00

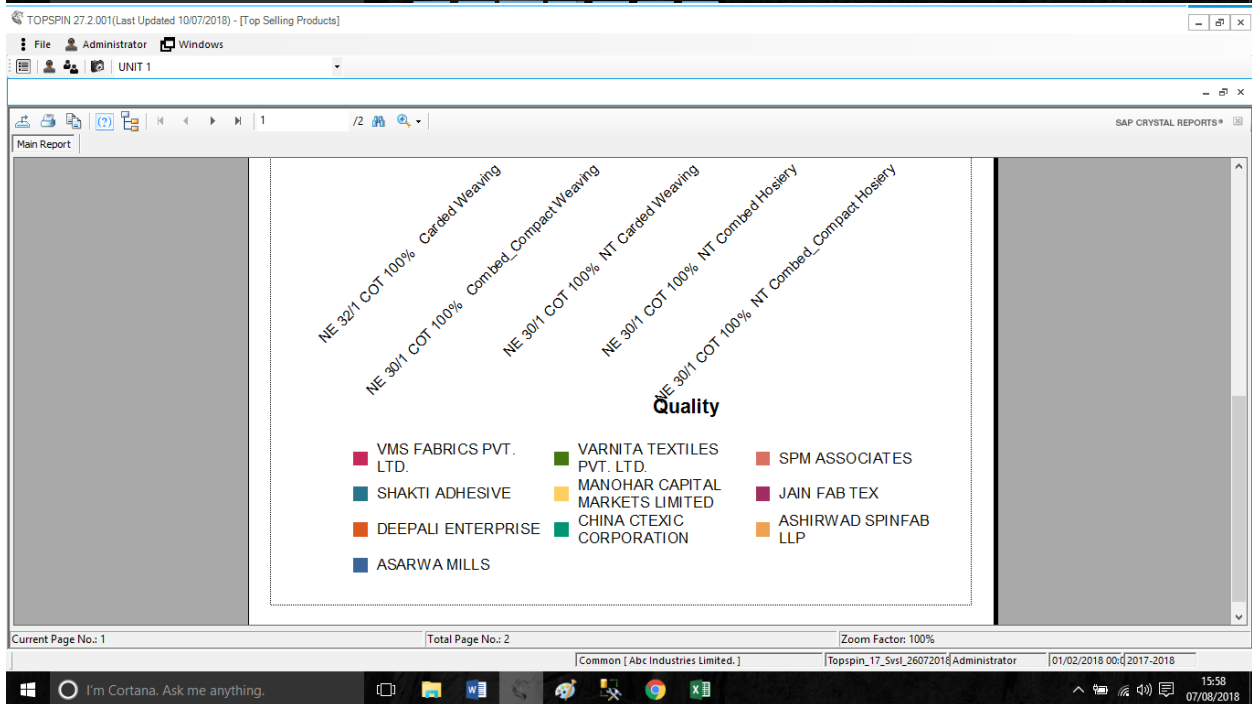
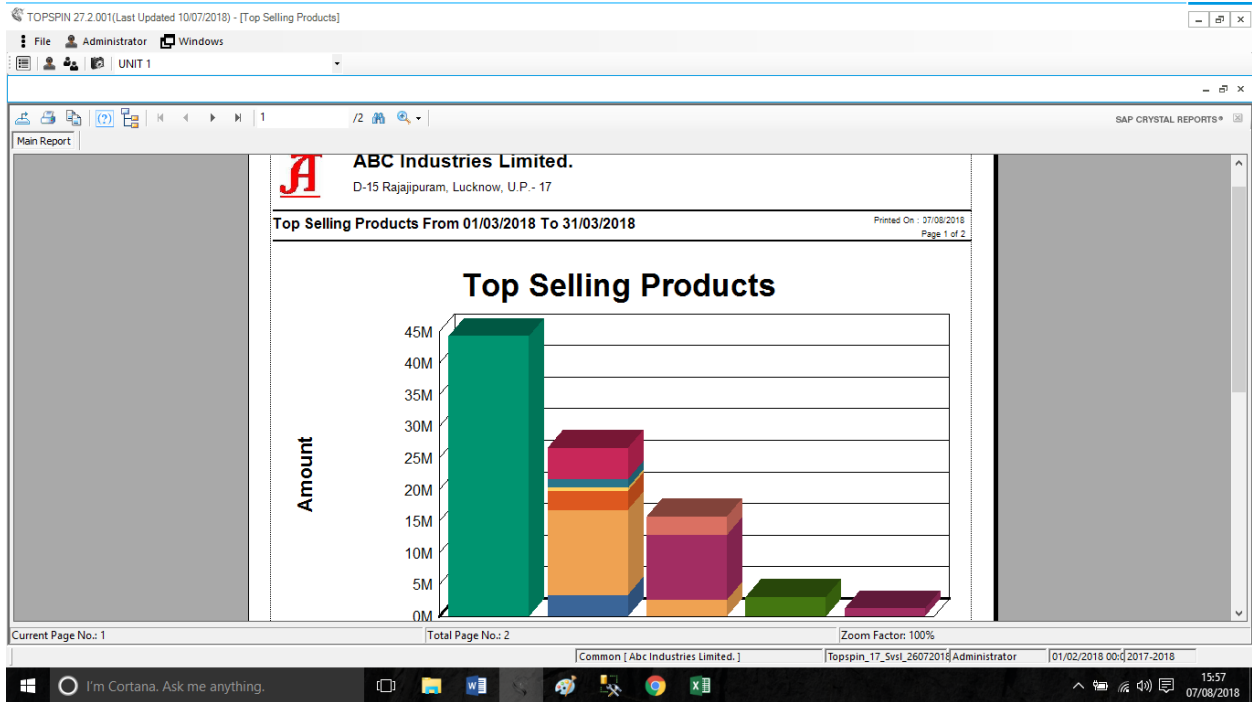
Current Page No.: 1Total Page No.: 2Zoom Factor: 100%

Common [ Abc Industries Limited.]Topspin\_17\_Svst\_26072018Administrator01/02/2018 00:00:00 2017-2018

I'm Cortana. Ask me anything.

16:0507/08/2018

## Top Selling Products



**Note: Store items indented [Urgent] but user departments have not made requisition for issue**

TOPSPIN 27.2.001(Last Updated 14/07/2018) - [Indent Analysis (Common)]

FileAdministratorWindows

UNIT 1

SAP CRYSTAL REPORTS \*

Main Report

Indent Analysis (Inventory of Item Indented But Not Issued From 01/03/2018 To 31/03/2018)

Page 1 of 1  
Printed On: 07/08/2018

S.No	Indent No	Indent Date	Item Code	Item Name	M.Unit	Indent Quantity	MRR Date	Stock Qty	Stock Value	Issue Pending Since (Days)
ENGINEERING (DEPARTMENT)										
Electrical (Section)										
1	VSI/A2017/EN/0124	20/03/2018	ELE0040139	FAN FILTER FOR COOLING FAN SIZE- 8 INCH	Nos	10.00	23/03/2018	0.00	0.000	0
2	VSI/A2017/EN/0124	20/03/2018	ELE1260147	COOLING FAN 22 A 230H BAC 230 V ,A/C ,0.32 A, 50 W,50 HZ	Nos	6.00	23/03/2018	0.00	0.000	0
Total :									0.000	
MAINTENANCE (DEPARTMENT)										
Auto Coner (Section)										
3	VSI/A2017/MT/0073	14/03/2018	CON0040023	FLAT BELT 36000*10*2 MM	Nos	1.00	14/03/2018	1.00	3105.100	0
Total :									3105.100	
P & A (DEPARTMENT)										
H.R.D. (Section)										
4	VSI/CM2017/PA/0058	30/03/2018	HK0340031	DARATI	Nos	2.00	31/03/2018	0.00	0.000	0
5	VSI/CM2017/PA/0057	30/03/2018	OQ0010024	DUSTBIN 60 LTRS WITH OUT LID	Nos	6.00	31/03/2018	0.00	0.000	0
Total :									0.000	

Current Page No.: 1

Total Page No.: 1

Zoom Factor: 100%

Common | Abc Industries Limited. |

Topspin\_17\_Svs1\_26072018Administrator

01/02/2018 00:07:2017-2018

## Store Purchase Register

TOPSPIN 17.2.0.1(Last Updated 10/07/2018) - [Purchase Register]

FileAdministratorWindows

Common

SAP CRYSTAL REPORTS \*

Main Report

BNo.	Bill No	Bill Date	Date Entry	Name of Supplier	GST NO.	Material Description	HSN A/C.	Qty	Rate	Basic Value	DISC.	Discount %	Amount	IGST %	SGST %	CGST	Purchase Ledger	Total Expenses	Pre Tax Amount	Tax Type	IGST Amount	SGST Amount	CGST Amount	RO	Net Invoice Amount	
Non Registered																										
14		08/01/2018	01/03/2018	MARUTI CARTON		GARDEN HILD		88.00	1128.36	74899.76	0.00	0.00	74899.76	0.00	0.00	0.00	FACTORY GARDEN EXPENSE									
								88.00		74899.76		0.00	74899.76					0.00	74899.76	SBST		0.00	0.00	0.00	0.24	75000.00
2	K-058	08/03/2018	08/03/2018	BANYAN MACHINE		HEATER PLATE FOR PACKING MACHINE		1.00	1800.00	1800.00	0.00	0.00	1800.00	0.00	0.00	0.00	REPAIR & MAINTANANCE EXPENSE									
								1.00		1800.00		0.00	1800.00					0.00	1800.00	SBST		0.00	0.00	0.00	0.00	1800.00
3	178	14/03/2018	16/03/2018	AMF TANK		LETTER HEAD 100 PAGES		10.00	170.00	1700.00	0.00	0.00	1700.00	0.00	0.00	0.00	PRINTING AND STATIONERY EXPENSES									
								10.00		1700.00		0.00	1700.00					0.00	1700.00	SBST		0.00	0.00	0.00	0.00	1700.00
4	178E	22/03/2018	30/03/2018	BAFFEE SIGN		DISPLAY BOARD VANKAR TEXTILE PARK ACP SHEET 100X100MM ACRYLIC SUBSTRATE 2mm THICK		1.00	32000.00	32000.00	0.00	0.00	32000.00	0.00	9.00	9.00	CAPITAL PURCHASE BUILDING MATERIALS									
						DISPLAY BOARD VANKAR SPUNBOND NON WOVN 100X100MM ACRYLIC SUBSTRATE 2mm THICK		1.00	32000.00	32000.00	0.00	0.00	32000.00	0.00	9.00	9.00	CAPITAL PURCHASE BUILDING MATERIALS									
								2.00		62000.00		0.00	62000.00					0.00	62000.00	SBST		0.00	8800.00	8800.00	0.00	73480.00
						Total (Non Registered)		79.00		140199.76		0.00	140199.76						140199.76			0.00	8800.00	8800.00	0.24	141880.00
Registered																										
5	312	02/02/2018	22/03/2018	SHREE VARA PACKAGING	24ACVIB712PZP	SEPARATING PL 1 S 25450X170MM X3 PLT		4.319	1280.00	2.30	218.00	0.00	0.00	218.00	0.00	6.00	6.00	PACKING MATERIALS & OTHERS EXP								
						COMBUSTED BOX 1 PLY		4.319	480.00	87.00	2680.00	0.00	0.00	2680.00	0.00	6.00	6.00	PACKING MATERIALS & OTHERS EXP								

Current Page No.: 1Total Page No.: 13Zoom Factor: 100%

Common | Abc Industries Limited.]Topspin\_17\_Svs\_26072018Administrator01/02/2018 00:17:2018-2017-2018

I'm Cortana. Ask me anything.

16:2207/08/2018

## Capital Purchases

TOPSPIN 27.2.001(Last Updated 10/07/2018) - [DETAILS OF CAPITAL PURCHASE]

FileAdministratorWindows

Common

Main Report

SAP CRYSTAL REPORTS\*

Details of Capital Purchase From 01/04/2017 To 31/03/2018

Page 1 of 62  
Print Date: 07/08/2018

Item Code/ Name	Item Code/ Name	Inv.No.	Inv. Date.	Qty.	Rate	B.Amt(Rs.)
ACC0040002	TEAC CONSULTANCY	152	09/05/2017	11.00	5238.10	57819.10
CAMERA HIKVISION IP BULLET DS 8 MM [Nos]						
Total[ACC0040002]				11.00		57819.10
ACC0040003	TEAC CONSULTANCY	152	09/05/2017	5.00	5238.10	26190.50
CAMERA HIKVISION BULLET DS 4 MM [Nos]						
Total[ACC0040003]				11.00		57819.10
ACC0040004	TEAC CONSULTANCY	152	09/05/2017	8.00	5238.10	41904.80
CAMERA HIKVISION IP DOME DS 2CD2320-4 4 MM [Nos]						
Total[ACC0040004]				8.00		41904.80
ACC0040005	TEAC CONSULTANCY	152	09/05/2017	21.00	5238.10	110000.10
CAMERA UNIV IP BULLET IPC 2122SR3-PF 12 MM [Nos]						
Total[ACC0040005]				21.00		110000.10
ACC0040006	TEAC CONSULTANCY	42	10/05/2017	3.00	5666.67	17000.01
RACK 15 U [Nos]						
Total[ACC0040006]				3.00		17000.01
ACC0040007	TEAC CONSULTANCY	42	10/05/2017	10.00	904.76	9047.60
PATCH PANEL24 PORT [Nos]						
Total[ACC0040007]				10.00		9047.60
ACC0040008	TEAC CONSULTANCY	170	15/05/2017	1.00	25238.10	25238.10
NVR HIKVISION 32 CH						

Current Page No.: 1

Total Page No.: 62

Zoom Factor: 100%

Common [ Abc Industries Limited.]

Topspin\_17\_Svtl\_26072018Administrator

01/02/2018 00:00:00 2017-2018

I'm Cortana. Ask me anything.

16:20  
07/08/2018